

College of the North Atlantic

2006/07 GRADUATE EMPLOYMENT SURVEY

Program Summaries



08

Table of Contents

INDIVIDUAL PROGRAM SUMMARIES.....	4
Program: Community Recreation Leadership (2 Year Diploma)	5
Program: Community Studies.....	9
Program: Early Childhood Education.....	13
Program: Early Childhood Education by Distance Education.....	17
Program: Graphic Design	21
Program: Textile Studies	25
Program: Business Administration	29
Program: Business Administration – Accounting.....	33
Program: Business Administration – Human Resources Management	37
Program: Business Administration – Marketing.....	41
Program: Business Management –Accounting.....	45
Program: Business Management – Human Resources Management.....	49
Program: Business Management – Marketing.....	53
Program: Office Administration	57
Program: Office Administration – Executive	61
Program: Office Administration - Legal.....	65
Program: Office Administration - Medical.....	69
Program: Computer Support Specialist	73
Program: Internet Application Developer.....	77
Program: Programmer Analyst (Business) Co-op	81
Program: Aircraft Maintenance Engineering Technology.....	85
Program: Architectural Engineering Technology	89
Program: Civil Engineering Technology	93
Program: Electrical Engineering Technology (Power and Controls) Co-op	97
Program: Electrical Engineering Technology-Instrumentation	101
Program: Mechanical Engineering Technology	105
Program: Petroleum Engineering Technology.....	109
Program: Power Engineering.....	113
Program: Welding Engineering Technology	117
Program: Licensed Practical Nursing	121
Program: Personal Care Attendant/Home Support Worker.....	125

Program: Physiotherapist Assistant	129
Program: Primary Care Paramedicine	133
Program: Respiratory Therapy.....	137
Program: Automotive Service Technician.....	141
Program: Carpenter.....	145
Program: Construction/Industrial Electrician	149
Program: Cook.....	153
Program: Hairstylist.....	157
Program: Heavy Duty Equipment Technician.....	161
Program: Heavy Equipment Operator	165
Program: Industrial Instrument Mechanic	169
Program: Industrial Mechanic (Millwright).....	173
Program: Mining Technician	177
Program: Refrigeration and Air Conditioning Mechanic	181
Program: Welder.....	185
Program: Welder/Metal Fabricator (Fitter).....	189
Program: Environmental Technology Co-op.....	193
Program: Natural Resources Technician	197

INDIVIDUAL PROGRAM SUMMARIES

The 2006/07 Graduate Employment Survey findings for individual programs are presented in this document entitled Part II 2006/07 GES. The Overview of the GES is contained in Part 1 of the Report. These documents are available on the Office of Institutional Research and Planning Sharepoint Site.

The individual program summaries are organized by CNA Focus Area, and within these they are listed in alphabetical order by program. For each program, a 4-page statistical summary is provided that includes the following areas of interest:

- Employment status of graduates
- Degree to which graduates found work related to their programs
- Reasons for unemployment
- Time to obtain training-related employment
- Working conditions – hourly wage, hours of work per week
- How quickly they found employment, and whether before or after graduation
- Industry most associated with job, and sample job titles
- Employment services / career planning information
- Location of employment
- Level of overall satisfaction with training, employment, program and College
- Further education summary
- Level of awareness of the program prior to enrolling
- Reason for choosing program

The individual program summaries also include which campus the program is offered at. The National Occupational Classification (NOC) Code is included to address the relationship between the program and labour market information.

In order to ensure confidentiality, data is not published for programs which received less than five respondents to the survey, in accordance with the Access to Information and Protection of Privacy Act of NL.

Program: Community Recreation Leadership (2 Year Diploma)

School: Applied Arts

NOC: 0513

Campuses: Prince Philip Drive

Graduates: 15 (8 Males, 7 Females)

Respondents: 6

Response Rate: 40.0%

Employment Information


Employment summary [n=6]						
Employed	4 (66.7%)	Directly Related		2		
		Somewhat Related		1		
		Unrelated		1		
			Yes	No		
Unemployed*	2 (33.3%)	Actively looking for work		1	1	2
		Employed at some point since graduation		1	1	

Current employment status [n=4]								
	Total	Directly Related		Somewhat Related		Unrelated		Total
	n	n	%	n	%	n	%	%
Full-time Permanent	3	2	66.7	1	33.3	0	0.0	100.0
Full-time Temporary	0	0	0.0	0	0.0	0	0.0	0.0
Part-time Permanent	1	0	0.0	0	0.0	1	100.0	100.0
Part-time Temporary	0	0	0.0	0	0.0	0	0.0	0.0
Self-employment	0	0	0.0	0	0.0	0	0.0	0.0
Casual	0	0	0.0	0	0.0	0	0.0	0.0
Contractual	0	0	0.0	0	0.0	0	0.0	0.0
Seasonal	0	0	0.0	0	0.0	0	0.0	0.0
Total - Employed	4	2	50.0%	1	25.0%	1	25.0%	100.0%

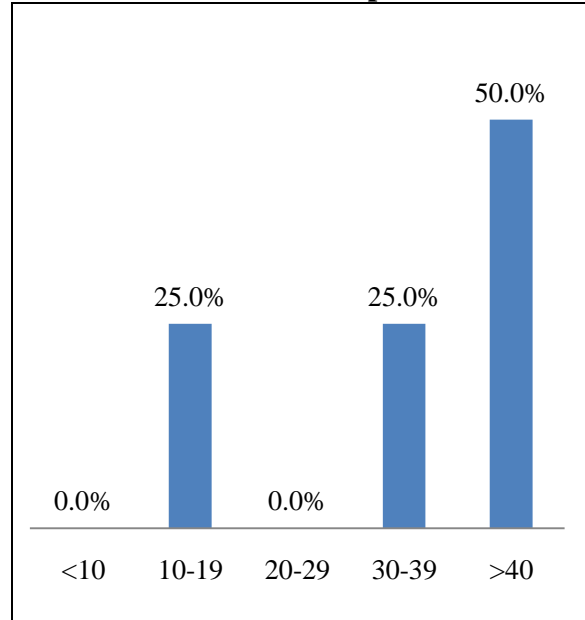
* Reason currently unemployed [n=2]		
	n	%
Cannot find suitable employment	1	50.0
Seasonal employment	0	0.0
No jobs in desired position	0	0.0
Enrolled in education/training	1	50.0
Require further training	0	0.0
Lack of experience	0	0.0
Presently unavailable to work	0	0.0
Other	0	0.0

Time to obtain training-related employment [n=5]		
	n	%
Job before graduation	2	40.0
3 months or less	2	40.0
4-6 months	0	0.0
7 or more months	0	0.0
No related job	1	80.0

Hourly wage of employment [n=3]



Number of hours worked per week [n=4]



Industry most associated with job [n=4]	
Resource Development [Mining, oil and gas]	0
Manufacturing	0
Construction	0
Transportation	0
Technology, Electronics and Communication	0
Wholesale and Retail	1
Finance, Insurance, Real Estate	0
Service	3
Media	0
Forestry, Fishery and Environment	0
Hospitality and Tourism	0
Other	0

Sample job titles

Kindergarten Teacher
 Program Coordinator
 Early Childhood Educator

Employment services information [n=6]							
		Yes		No		Don't Know	
		n	%	n	%	n	%
Engaged in career planning prior to enrollment		1	16.7	5	83.3	0	0.0
Availed of career employment services at CNA	During program	6	100.0	0	0.0	0	0.0
	After graduation	0	0.0	5	83.3	1	16.7

Location of employment [n=4]				
Location	%	Province	n	%
In Province	100.0	Newfoundland and Labrador	4	100.0
Out of Province	0.0	Nova Scotia	0	0.0
		Prince Edward Island	0	0.0
		New Brunswick	0	0.0
		Quebec	0	0.0
		Ontario	0	0.0
		Manitoba	0	0.0
		Saskatchewan	0	0.0
		Alberta	0	0.0
		British Columbia	0	0.0
		Territories	0	0.0
		Outside Canada	0	0.0
Total	100.0		4	100.0

Program Information

Prior knowledge on program [n=6]		
	n	%
Very knowledgeable	1	16.7
Moderately knowledgeable	2	33.3
Somewhat knowledgeable	1	16.7
Slightly knowledgeable	0	0.0
Not at all knowledgeable	2	33.3

Reason for choosing program [n=6]		
	n	%
To be employed in this field	0	0.0
To update job skills	0	0.0
New skills for career change	0	0.0
For general interest	5	83.3
Other	1	16.7

Satisfaction ratings [n=6]							
	Overall Training		Employment Satisfaction		Quality of training		
	n	%	n	%	n	%	
Very satisfied	3	50.0	1	16.7	Excellent	1	16.7
Satisfied	3	50.0	4	66.7	Very good	5	83.3
Neutral	0	0.0	1	16.7	Good	0	0.0
Dissatisfied	0	0.0	0	0.0	Poor	0	0.0
Very dissatisfied	0	0.0	0	0.0	Very Poor	0	0.0

Recommend to others [n=6]						
	Yes		No		Don't know	
	n	%	n	%	n	%
Program	5	83.3	1	16.7	0	0.0
College of the North Atlantic	6	100.0	0	0.0	0	0.0

Further Education Summary [n=6]				
	Yes		No	
	n	%	n	%
Enrolled in further studies*	1	16.7	5	83.3
Registered as apprentice with Industrial Training Division	0	0.0	6	100.0
Further studies at CNA	0	0.0	6	100.0
Apprenticeship program with CNA	0	0.0	6	100.0
Apprenticeship program with other institution	0	0.0	6	100.0
Other post-secondary program	0	0.0	6	100.0
University program	1	16.7	5	83.3
Other program	0	0.0	6	100.0
CNA credential transferable to further studies	1	16.7	5	83.3

*Reason for taking further studies [n=1]		
	n	%
Job required further training	0	0.0
To upgrade qualifications in present field	1	100.0
Could not find employment related to training	0	0.0
Could not find ANY job	0	0.0
To enroll in an apprenticeship program	0	0.0
Other	0	0.0

Further studies - program type [n=1]		
	n	%
Certificate	0	0.0
Diploma	0	0.0
Degree	1	100.0
Trade - Entry Level	0	0.0
Apprenticeship	0	0.0
Other	0	0.0

Program: Community Studies (2 Year Diploma)

School: Applied Arts

NOC: 4212

Campuses: Bay St. George, Carbonear, Grand Falls-Windsor

Graduates: 18 (4 Males, 14 Females)

Respondents: 6

Response Rate: 33.3%

Employment Information

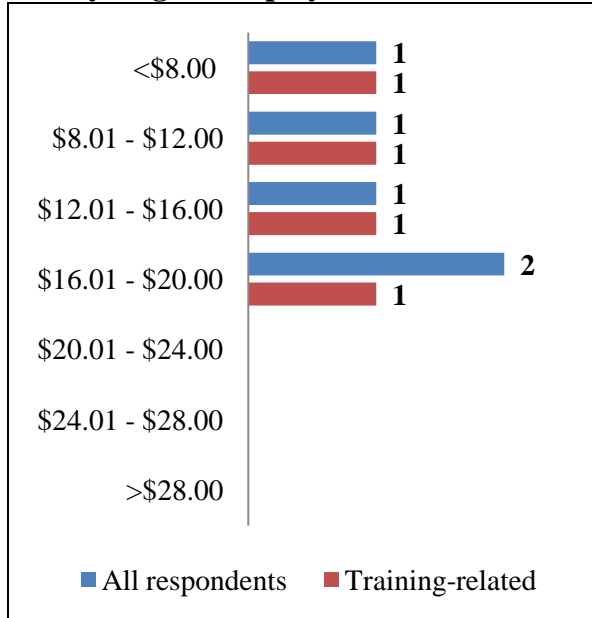
Employment summary [n=6]							
Employed	5 (83.3%)	Directly Related			3		
		Somewhat Related			2		
		Unrelated			0		
			Yes	No			
Unemployed*	1 (16.7%)	Actively looking for work			1	0	1
		Employed at some point since graduation			1	0	

Current employment status [n=5]								
	Total	Directly Related		Somewhat Related		Unrelated		Total
	n	n	%	n	%	n	%	%
Full-time Permanent	3	2	66.7	1	33.3	0	0.0	100.0
Full-time Temporary	1	1	100.0	0	0.0	0	0.0	100.0
Part-time Permanent	0	0	0.0	0	0.0	0	0.0	0.0
Part-time Temporary	1	0	0.0	1	100.0	0	0.0	100.0
Self-employment	0	0	0.0	0	0.0	0	0.0	0.0
Casual	0	0	0.0	0	0.0	0	0.0	0.0
Contractual	0	0	0.0	0	0.0	0	0.0	0.0
Seasonal	0	0	0.0	0	0.0	0	0.0	0.0
Total - Employed	5	3	60.0%	2	40.0%	0	0.0%	100.0%

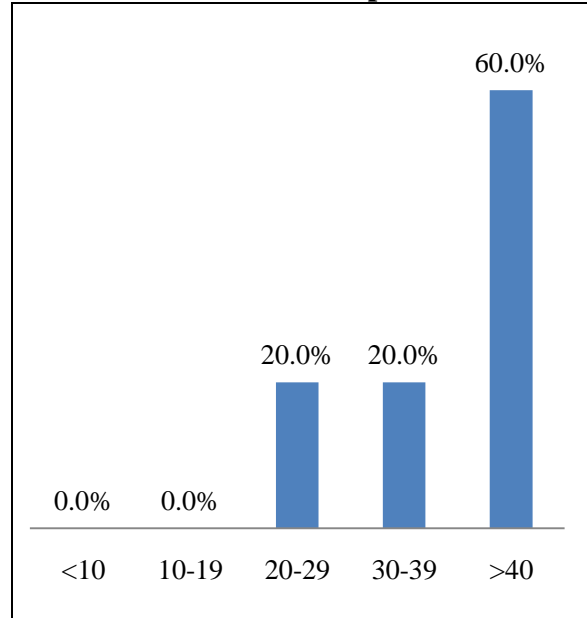
* Reason currently unemployed [n=1]		
	n	%
Cannot find suitable employment	0	0.0
Seasonal employment	0	0.0
No jobs in desired position	0	0.0
Enrolled in education/training	0	0.0
Require further training	0	0.0
Lack of experience	0	0.0
Presently unavailable to work	0	0.0
Other	1	100.0

Time to obtain training-related employment [n=6]		
	n	%
Job before graduation	1	16.7
3 months or less	4	66.7
4-6 months	0	0.0
7 or more months	0	0.0
No related job	1	16.7

Hourly wage of employment [n=5]



Number of hours worked per week [n=5]



Industry most associated with job [n=5]	
Resource Development [Mining, oil and gas]	0
Manufacturing	0
Construction	0
Transportation	0
Technology, Electronics and Communication	0
Wholesale and Retail	0
Finance, Insurance, Real Estate	0
Service	3
Media	0
Forestry, Fishery and Environment	0
Hospitality and Tourism	0
Other	2

Sample job titles

Family Support Worker
 Youth Counselor
 Student Assistant

Employment services information [n=6]							
		Yes		No		Don't Know	
		N	%	n	%	n	%
Engaged in career planning prior to enrollment		2	33.3	4	66.7	0	0.0
Avalied of career employment services at CNA	During program	2	33.3	3	50.0	1	16.7
	After graduation	0	0.0	5	83.3	1	16.7

Location of employment [n=5]				
Location	%	Province	n	%
In Province	60.0	Newfoundland and Labrador	3	60.0
Out of Province	40.0	Nova Scotia	0	0.0
		Prince Edward Island	0	0.0
		New Brunswick	0	0.0
		Quebec	0	0.0
		Ontario	0	0.0
		Manitoba	0	0.0
		Saskatchewan	0	0.0
		Alberta	2	40.0
		British Columbia	0	0.0
		Territories	0	0.0
Outside Canada	0	0.0	0	0.0
Total	100.0		5	100.0

Program Information

Prior knowledge on program [n=6]		
	n	%
Very knowledgeable	1	16.7
Moderately knowledgeable	1	16.7
Somewhat knowledgeable	3	50.0
Slightly knowledgeable	1	16.7
Not at all knowledgeable	0	0.0

Reason for choosing program [n=6]		
	n	%
To be employed in this field	3	50.0
To update job skills	1	16.7
New skills for career change	0	0.0
For general interest	2	33.3
Other	0	0.0

Satisfaction ratings [n=6]							
	Overall Training		Employment Satisfaction		Quality of training		
	n	%	n	%	n	%	
Very satisfied	6	100.0	0	0.0	Excellent	0	0.0
Satisfied	0	0.0	2	33.3	Very good	2	33.3
Neutral	0	0.0	4	66.7	Good	4	66.7
Dissatisfied	0	0.0	0	0.0	Poor	0	0.0
Very dissatisfied	0	0.0	0	0.0	Very Poor	0	0.0

Recommend to others [n=6]						
	Yes		No		Don't know	
	n	%	n	%	n	%
Program	6	100.0	0	0.0	0	0.0
College of the North Atlantic	6	100.0	0	0.0	0	0.0

Further Education Summary [n=6]				
	Yes		No	
	n	%	n	%
Enrolled in further studies *	0	0.0	6	100.0
Registered as apprentice with Industrial Training Division	0	0.0	6	100.0
Further studies at CNA	0	0.0	6	100.0
Apprenticeship program with CNA	0	0.0	6	100.0
Apprenticeship program with other institution	0	0.0	6	100.0
Other post-secondary program	0	0.0	6	100.0
University program	0	0.0	6	100.0
Other program	0	0.0	6	100.0
CNA credential transferable to further studies	0	0.0	6	100.0

*Reason for taking further studies [n=0]		
	n	%
Job required further training	0	0.0
To upgrade qualifications in present field	0	0.0
Could not find employment related to training	0	0.0
Could not find ANY job	0	0.0
To enroll in an apprenticeship program	0	0.0
Other	0	0.0

Further studies - program type [n=0]		
	n	%
Certificate	0	0.0
Diploma	0	0.0
Degree	0	0.0
Trade - Entry Level	0	0.0
Apprenticeship	0	0.0
Other	0	0.0

Program: Early Childhood Education (2 Year Diploma)

School: Applied Arts

NOC: 4212

Campuses: Corner Brook, Prince Philip Drive

Graduates: 22 (0 Males, 22 Females)

Respondents: 11

Response Rate: 50.0%

Employment Information


Employment summary [n=11]							
Employed	9 (81.8%)	Directly Related			9		
		Somewhat Related			0		
		Unrelated			0		
			Yes	No			
Unemployed*	2 (18.2%)	Actively looking for work			0	2	2
		Employed at some point since graduation			1	1	

Current employment status [n=9]								
	Total	Directly Related		Somewhat Related		Unrelated		Total
	n	n	%	n	%	n	%	%
Full-time Permanent	6	6	100.0	0	0.0	0	0.0	100.0
Full-time Temporary	1	1	100.0	0	0.0	0	0.0	100.0
Part-time Permanent	0	0	0.0	0	0.0	0	0.0	0.0
Part-time Temporary	1	1	100.0	0	0.0	0	0.0	100.0
Self-employment	1	1	100.0	0	0.0	0	0.0	100.0
Casual	0	0	0.0	0	0.0	0	0.0	0.0
Contractual	0	0	0.0	0	0.0	0	0.0	0.0
Seasonal	0	0	0.0	0	0.0	0	0.0	0.0
Total - Employed	9	9	100.0%	0	0.0%	0	0.0%	100.0%

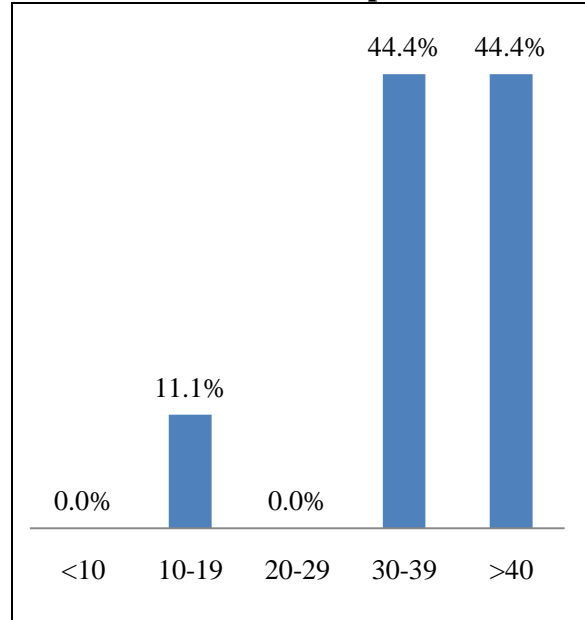
* Reason currently unemployed [n=2]		
	n	%
Cannot find suitable employment	0	0.0
Seasonal employment	0	0.0
No jobs in desired position	0	0.0
Enrolled in education/training	2	100.0
Require further training	0	0.0
Lack of experience	0	0.0
Presently unavailable to work	0	0.0
Other	0	0.0

Time to obtain training-related employment [n=10]		
	n	%
Job before graduation	5	50.0
3 months or less	4	40.0
4-6 months	0	0.0
7 or more months	0	0.0
No related job	1	10.0

Hourly wage of employment [n=5]



Number of hours worked per week [n=9]



Industry most associated with job [n=9]	
Resource Development [Mining, oil and gas]	0
Manufacturing	0
Construction	0
Transportation	0
Technology, Electronics and Communication	0
Wholesale and Retail	0
Finance, Insurance, Real Estate	0
Service	9
Media	0
Forestry, Fishery and Environment	0
Hospitality and Tourism	0
Other	0

Sample job titles

Resource Mother
 Early Childhood Educator
 Caregiver/Nanny

Employment services information [n=11]							
		Yes		No		Don't Know	
		n	%	n	%	n	%
Engaged in career planning prior to enrollment		3	27.3	8	72.7	0	0.0
Avalied of career employment services at CNA	During program	8	72.7	3	27.3	0	0.0
	After graduation	0	0.0	11	100.0	0	0.0

Location of employment [n=9]				
Location	%	Province	n	%
In Province	88.9	Newfoundland and Labrador	8	88.9
Out of Province	11.1	Nova Scotia	0	0.0
		Prince Edward Island	0	0.0
		New Brunswick	1	11.1
		Quebec	0	0.0
		Ontario	0	0.0
		Manitoba	0	0.0
		Saskatchewan	0	0.0
		Alberta	0	0.0
		British Columbia	0	0.0
		Territories	0	0.0
		Outside Canada	0	0.0
Total	100.0		9	100.0

Program Information

Prior knowledge on program [n=11]		
	n	%
Very knowledgeable	2	18.2
Moderately knowledgeable	2	18.2
Somewhat knowledgeable	1	9.1
Slightly knowledgeable	4	36.4
Not at all knowledgeable	2	18.2

Reason for choosing program [n=11]		
	n	%
To be employed in this field	4	36.4
To update job skills	0	0.0
New skills for career change	0	0.0
For general interest	3	27.3
Other	4	36.4

Satisfaction ratings [n=11]							
	Overall Training		Employment Satisfaction		Quality of training		
	n	%	n	%	n	%	
Very satisfied	7	63.6	7	63.6	Excellent	7	63.6
Satisfied	4	36.4	3	27.3	Very good	4	36.4
Neutral	0	0.0	1	9.1	Good	0	0.0
Dissatisfied	0	0.0	0	0.0	Poor	0	0.0
Very dissatisfied	0	0.0	0	0.0	Very Poor	0	0.0

Recommend to others [n=11]						
	Yes		No		Don't know	
	n	%	n	%	n	%
Program	11	100.0	0	0.0	0	0.0
College of the North Atlantic	11	100.0	0	0.0	0	0.0

Further Education Summary [n=11]				
	Yes		No	
	n	%	n	%
Enrolled in further studies*	2	18.2	9	81.8
Registered as apprentice with Industrial Training Division	0	0.0	11	100.0
Further studies at CNA	0	0.0	11	100.0
Apprenticeship program with CNA	0	0.0	11	100.0
Apprenticeship program with other institution	0	0.0	11	100.0
Other post-secondary program	0	0.0	11	100.0
University program	2	18.2	9	81.8
Other program	0	0.0	11	100.0
CNA credential transferable to further studies	2	18.2	9	81.8

*Reason for taking further studies [n=2]		
	n	%
Job required further training	0	0.0
To upgrade qualifications in present field	1	50.0
Could not find employment related to training	0	0.0
Could not find ANY job	0	0.0
To enroll in an apprenticeship program	0	0.0
Other	1	50.0

Further studies - program type [n=2]		
	n	%
Certificate	0	0.0
Diploma	0	0.0
Degree	2	100.0
Trade - Entry Level	0	0.0
Apprenticeship	0	0.0
Other	0	0.0

Program: Early Childhood Education by Distance Education (Diploma - Length varies)

School: Applied Arts

NOC: 4214

Campuses: Prince Philip Drive

Graduates: 6 (0 Males, 6 Females)

Respondents: 5

Response Rate: 83.3%

Employment Information

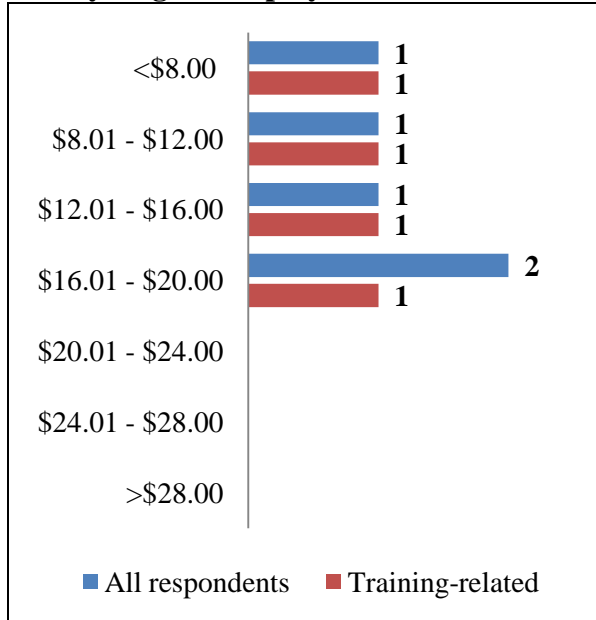
Employment summary [n=5]						
Employed	5 (100.0%)	Directly Related			4	
		Somewhat Related			1	
		Unrelated			0	
			Yes	No		
Unemployed*	0 (0.0%)	Actively looking for work			0	0
		Employed at some point since graduation			0	0

Current employment status [n=5]								
	Total	Directly Related		Somewhat Related		Unrelated		Total
	n	n	%	n	%	n	%	%
Full-time Permanent	3	3	100.0	0	0.0	0	0.0	100.0
Full-time Temporary	0	0	0.0	0	0.0	0	0.0	0.0
Part-time Permanent	0	0	0.0	0	0.0	0	0.0	0.0
Part-time Temporary	1	0	0.0	1	100.0	0	0.0	100.0
Self-employment	1	1	100.0	0	0.0	0	0.0	100.0
Casual	0	0	0.0	0	0.0	0	0.0	0.0
Contractual	0	0	0.0	0	0.0	0	0.0	0.0
Seasonal	0	0	0.0	0	0.0	0	0.0	0.0
Total - Employed	5	4	80.0%	1	20.0%	0	0.0%	100.0%

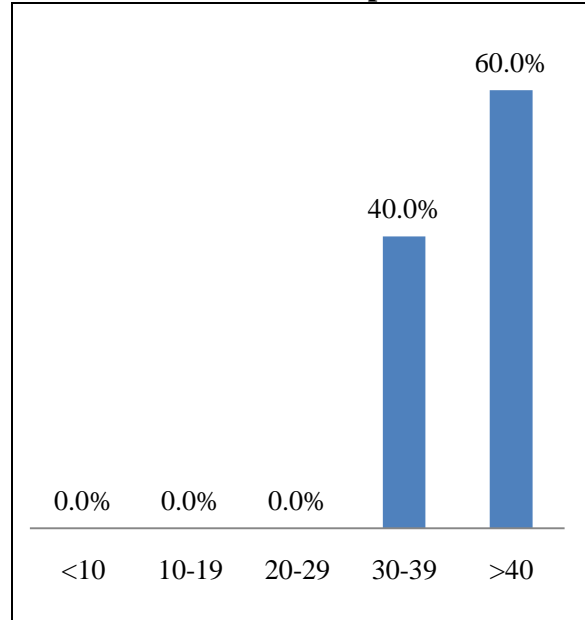
* Reason currently unemployed [n=0]		
	n	%
Cannot find suitable employment	0	0.0
Seasonal employment	0	0.0
No jobs in desired position	0	0.0
Enrolled in education/training	0	0.0
Require further training	0	0.0
Lack of experience	0	0.0
Presently unavailable to work	0	0.0
Other	0	0.0

Time to obtain training-related employment [n=5]		
	n	%
Job before graduation	3	60.0
3 months or less	0	0.0
4-6 months	0	0.0
7 or more months	0	0.0
No related job	2	40.0

Hourly wage of employment [n=5]



Number of hours worked per week [n=5]



Industry most associated with job [n=5]	
Resource Development [Mining, oil and gas]	0
Manufacturing	0
Construction	0
Transportation	0
Technology, Electronics and Communication	0
Wholesale and Retail	0
Finance, Insurance, Real Estate	0
Service	5
Media	0
Forestry, Fishery and Environment	0
Hospitality and Tourism	0
Other	0

Sample job titles

Early Childhood Educator
 Owner/Operator
 Child management specialist

Employment services information [n=5]							
		Yes		No		Don't Know	
		n	%	n	%	n	%
Engaged in career planning prior to enrollment		1	20.0	4	80.0	0	0.0
Availed of career employment services at CNA	During program	1	20.0	3	60.0	1	20.0
	After graduation	0	0.0	5	100.0	0	0.0

Location of employment [n=5]				
Location	%	Province	n	%
In Province	100.0	Newfoundland and Labrador	5	100.0
Out of Province	0.0	Nova Scotia	0	0.0
		Prince Edward Island	0	0.0
		New Brunswick	0	0.0
		Quebec	0	0.0
		Ontario	0	0.0
		Manitoba	0	0.0
		Saskatchewan	0	0.0
		Alberta	0	0.0
		British Columbia	0	0.0
		Territories	0	0.0
		Outside Canada	0	0.0
Total	100.0		5	100.0

Program Information

Prior knowledge on program [n=4]		
	n	%
Very knowledgeable	2	50.0
Moderately knowledgeable	1	25.0
Somewhat knowledgeable	1	25.0
Slightly knowledgeable	0	0.0
Not at all knowledgeable	0	0.0

Reason for choosing program [n=5]		
	n	%
To be employed in this field	2	40.0
To update job skills	1	20.0
New skills for career change	0	0.0
For general interest	0	0.0
Other	2	40.0

Satisfaction ratings [n=5]							
	Overall Training		Employment Satisfaction		Quality of training		
	n	%	n	%	n	%	
Very satisfied	2	40.0	3	60.0	Excellent	3	60.0
Satisfied	3	60.0	2	40.0	Very good	2	40.0
Neutral	0	0.0	0	0.0	Good	0	0.0
Dissatisfied	0	0.0	0	0.0	Poor	0	0.0
Very dissatisfied	0	0.0	0	0.0	Very Poor	0	0.0

Recommend to others [n=5]						
	Yes		No		Don't know	
	n	%	n	%	n	%
Program	5	100.0	0	0.0	0	0.0
College of the North Atlantic	5	100.0	0	0.0	0	0.0

Further Education Summary [n=5]				
	Yes		No	
	n	%	n	%
Enrolled in further studies*	0	0.0	5	100.0
Registered as apprentice with Industrial Training Division	0	0.0	5	100.0
Further studies at CNA	0	0.0	5	100.0
Apprenticeship program with CNA	0	0.0	5	100.0
Apprenticeship program with other institution	0	0.0	5	100.0
Other post-secondary program	0	0.0	5	100.0
University program	0	0.0	5	100.0
Other program	0	0.0	5	100.0
CNA credential transferable to further studies	0	0.0	5	100.0

*Reason for taking further studies [n=0]		
	n	%
Job required further training	0	0.0
To upgrade qualifications in present field	0	0.0
Could not find employment related to training	0	0.0
Could not find ANY job	0	0.0
To enroll in an apprenticeship program	0	0.0
Other	0	0.0

Further studies - program type [n=0]		
	n	%
Certificate	0	0.0
Diploma	0	0.0
Degree	0	0.0
Trade - Entry Level	0	0.0
Apprenticeship	0	0.0
Other	0	0.0

Program: Graphic Design (2 Year Diploma)

School: Applied Arts

NOC: 5241

Campuses: Prince Philip Drive

Graduates: 20 (11 Males, 9 Females) Respondents: 6

Response Rate: 30.0%

Employment Information

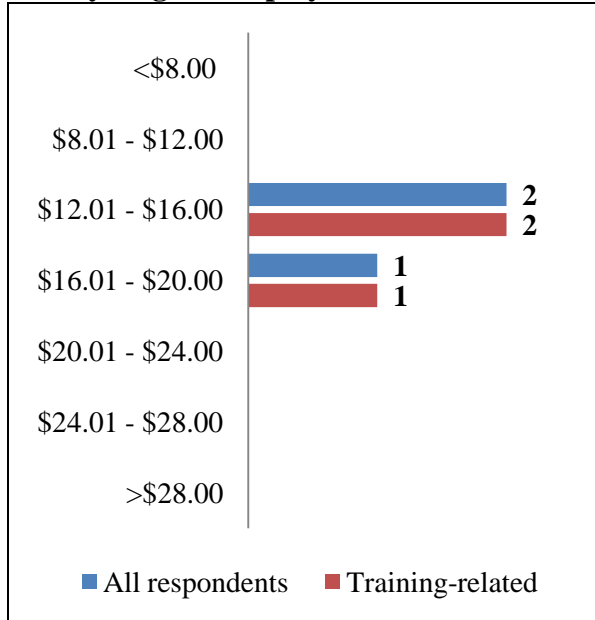
Employment summary [n=6]							
Employed	4 (66.7%)	Directly Related			1		
		Somewhat Related			2		
		Unrelated			1		
			Yes	No			
Unemployed*	2 (33.3%)	Actively looking for work			2	0	2
		Employed at some point since graduation			1	1	

Current employment status [n=4]								
	Total	Directly Related		Somewhat Related		Unrelated		Total
	n	n	%	n	%	n	%	%
Full-time Permanent	3	1	33.3	2	66.7	0	0.0	100.0
Full-time Temporary	1	0	0.0	0	0.0	1	100.0	100.0
Part-time Permanent	0	0	0.0	0	0.0	0	0.0	0.0
Part-time Temporary	0	0	0.0	0	0.0	0	0.0	0.0
Self-employment	0	0	0.0	0	0.0	0	0.0	0.0
Casual	0	0	0.0	0	0.0	0	0.0	0.0
Contractual	0	0	0.0	0	0.0	0	0.0	0.0
Seasonal	0	0	0.0	0	0.0	0	0.0	0.0
Total - Employed	4	1	25.0%	2	50.0%	1	25.0%	100.0%

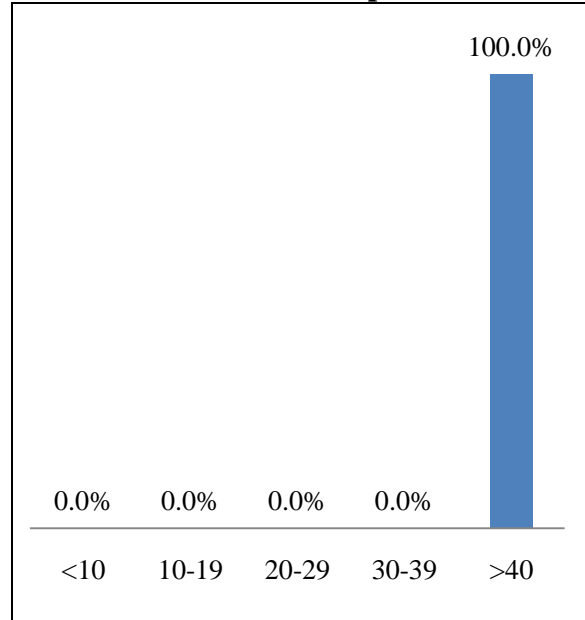
* Reason currently unemployed [n=2]		
	n	%
Cannot find suitable employment	0	0.0
Seasonal employment	0	0.0
No jobs in desired position	1	50.0
Enrolled in education/training	0	0.0
Require further training	0	0.0
Lack of experience	1	50.0
Presently unavailable to work	0	0.0
Other	0	0.0

Time to obtain training-related employment [n=5]		
	n	%
Job before graduation	1	20.0
3 months or less	1	20.0
4-6 months	1	20.0
7 or more months	0	0.0
No related job	2	40.0

Hourly wage of employment [n=3]



Number of hours worked per week [n=4]



Industry most associated with job [n=4]	
Resource Development [Mining, oil and gas]	0
Manufacturing	0
Construction	0
Transportation	0
Technology, Electronics and Communication	0
Wholesale and Retail	0
Finance, Insurance, Real Estate	0
Service	0
Media	2
Forestry, Fishery and Environment	0
Hospitality and Tourism	0
Other	2

Sample job titles

Graphic Designer
Marketing coordinator

Employment services information [n=6]							
		Yes		No		Don't Know	
		n	%	n	%	n	%
Engaged in career planning prior to enrollment		1	16.7	5	83.3	0	0.0
Availed of career employment services at CNA	During program	1	16.7	5	83.3	0	0.0
	After graduation	0	0.0	6	100.0	0	0.0

Location of employment [n=4]				
Location	%	Province	n	%
In Province	100.0	Newfoundland and Labrador	4	100.0
Out of Province	0.0	Nova Scotia	0	0.0
		Prince Edward Island	0	0.0
		New Brunswick	0	0.0
		Quebec	0	0.0
		Ontario	0	0.0
		Manitoba	0	0.0
		Saskatchewan	0	0.0
		Alberta	0	0.0
		British Columbia	0	0.0
		Territories	0	0.0
		Outside Canada	0	0.0
Total	100.0		4	100.0

Program Information

Prior knowledge on program [n=6]		
	n	%
Very knowledgeable	0	0.0
Moderately knowledgeable	1	66.7
Somewhat knowledgeable	4	71.4
Slightly knowledgeable	1	16.7
Not at all knowledgeable	0	0.0

Reason for choosing program [n=6]		
	n	%
To be employed in this field	1	16.7
To update job skills	0	0.0
New skills for career change	1	16.7
For general interest	4	66.7
Other	0	0.0

Satisfaction ratings [n=6]							
	Overall Training		Employment Satisfaction		Quality of training		
	n	%	n	%	n	%	
Very satisfied	3	50.0	1	16.7	Excellent	3	50.0
Satisfied	2	33.3	3	50.0	Very good	2	33.3
Neutral	0	0.0	1	16.7	Good	1	16.7
Dissatisfied	1	16.7	0	0.0	Poor	0	0.0
Very dissatisfied	0	0.0	1	16.7	Very Poor	0	0.0

Recommend to others [n=6]						
	Yes		No		Don't know	
	n	%	n	%	n	%
Program	5	83.3	1	16.7	0	0.0
College of the North Atlantic	5	83.3	0	0.0	1	16.7

Further Education Summary [n=6]				
	Yes		No	
	n	%	n	%
Enrolled in further studies*	0	0.0	6	100.0
Registered as apprentice with Industrial Training Division	0	0.0	6	100.0
Further studies at CNA	0	0.0	6	100.0
Apprenticeship program with CNA	0	0.0	6	100.0
Apprenticeship program with other institution	0	0.0	6	100.0
Other post-secondary program	0	0.0	6	100.0
University program	0	0.0	6	100.0
Other program	0	0.0	6	100.0
CNA credential transferable to further studies	0	0.0	6	100.0

*Reason for taking further studies [n=0]		
	n	%
Job required further training	0	0.0
To upgrade qualifications in present field	0	0.0
Could not find employment related to training	0	0.0
Could not find ANY job	0	0.0
To enroll in an apprenticeship program	0	0.0
Other	0	0.0

Further studies - program type [n=0]		
	n	%
Certificate	0	0.0
Diploma	0	0.0
Degree	0	0.0
Trade - Entry Level	0	0.0
Apprenticeship	0	0.0
Other	0	0.0

Program: Textile Studies (2 Year Diploma)

School: Applied Arts

NOC: 9442

Campuses: Prince Philip Drive

Graduates: 13 (2 Males, 11 Females) Respondents: 9

Response Rate: 69.2%

Employment Information

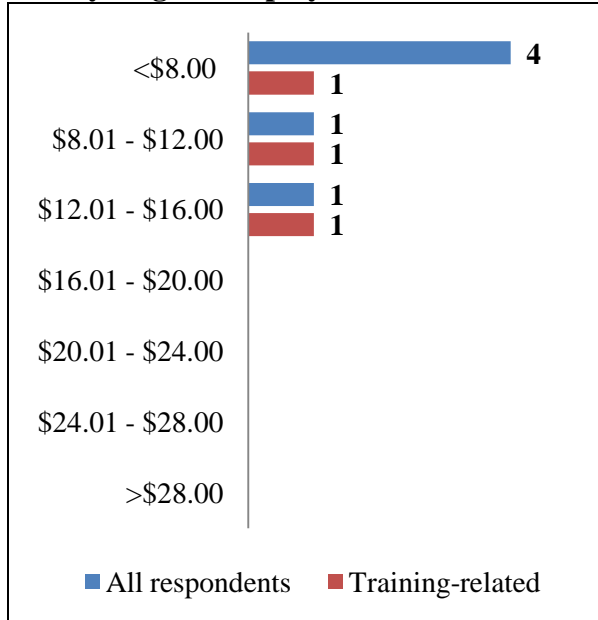
Employment summary [n=9]							
Employed	8 (88.9%)	Directly Related			2		
		Somewhat Related			2		
		Unrelated			4		
			Yes	No			
Unemployed*	1 (11.1%)	Actively looking for work			0	1	1
		Employed at some point since graduation			0	1	

Current employment status [n=8]								
	Total	Directly Related		Somewhat Related		Unrelated		Total
	n	n	%	n	%	n	%	%
Full-time Permanent	1	1	100.0	0	0.0	0	0.0	100.0
Full-time Temporary	2	1	100.0	1	100.0	0	0.0	100.0
Part-time Permanent	0	0	0.0	0	0.0	0	0.0	0.0
Part-time Temporary	5	0	0.0	1	20.0	4	80.0	100.0
Self-employment	0	0	0.0	0	0.0	0	0.0	0.0
Casual	0	0	0.0	0	0.0	0	0.0	0.0
Contractual	0	0	0.0	0	0.0	0	0.0	0.0
Seasonal	0	0	0.0	0	0.0	0	0.0	0.0
Total - Employed	8	2	25.0%	2	25.0%	4	50.0%	100.0%

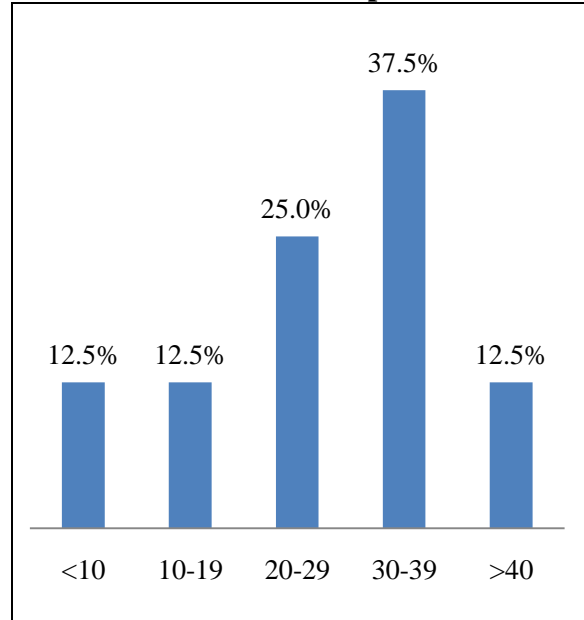
* Reason currently unemployed [n=1]		
	n	%
Cannot find suitable employment	0	0.0
Seasonal employment	0	0.0
No jobs in desired position	0	0.0
Enrolled in education/training	1	100.0
Require further training	0	0.0
Lack of experience	0	0.0
Presently unavailable to work	0	0.0
Other	0	0.0

Time to obtain training-related employment [n=8]		
	n	%
Job before graduation	0	0.0
3 months or less	3	37.5
4-6 months	2	25.0
7 or more months	0	0.0
No related job	3	37.5

Hourly wage of employment [n=6]



Number of hours worked per week [n=8]



Industry most associated with job [n=8]	
Resource Development [Mining, oil and gas]	0
Manufacturing	0
Construction	0
Transportation	0
Technology, Electronics and Communication	0
Wholesale and Retail	1
Finance, Insurance, Real Estate	0
Service	6
Media	0
Forestry, Fishery and Environment	0
Hospitality and Tourism	0
Other	1

Sample job titles

- Tailor/Alterations
- Jewelry maker
- Instructor's Assistant

Employment services information [n=9]							
		Yes		No		Don't Know	
		n	%	n	%	n	%
Engaged in career planning prior to enrollment		2	22.2	6	66.7	1	11.1
Availed of career employment services at CNA	During program	5	55.6	3	33.3	1	11.1
	After graduation	0	0.0	9	100.0	0	0.0

Location of employment [n=8]				
Location	%	Province	n	%
In Province	100.0	Newfoundland and Labrador	5	62.5
Out of Province	0.0	Nova Scotia	3	37.5
		Prince Edward Island	0	0.0
		New Brunswick	0	0.0
		Quebec	0	0.0
		Ontario	0	0.0
		Manitoba	0	0.0
		Saskatchewan	0	0.0
		Alberta	0	0.0
		British Columbia	0	0.0
		Territories	0	0.0
		Outside Canada	0	0.0
Total	100.0		8	100.0

Program Information

Prior knowledge on program [n=9]		
	n	%
Very knowledgeable	2	22.2
Moderately knowledgeable	1	11.1
Somewhat knowledgeable	3	33.3
Slightly knowledgeable	2	22.2
Not at all knowledgeable	1	11.1

Reason for choosing program [n=9]		
	n	%
To be employed in this field	1	11.1
To update job skills	0	0.0
New skills for career change	0	0.0
For general interest	8	88.9
Other	0	0.0

Satisfaction ratings [n=9]							
	Overall Training		Employment Satisfaction		Quality of training		
	n	%	n	%	n	%	
Very satisfied	6	66.7	4	44.4	Excellent	5	55.6
Satisfied	2	22.2	2	22.2	Very good	3	33.3
Neutral	1	11.1	1	11.1	Good	1	11.1
Dissatisfied	0	0.0	2	22.2	Poor	0	0.0
Very dissatisfied	0	0.0	0	0.0	Very Poor	0	0.0

Recommend to others [n=9]						
	Yes		No		Don't know	
	n	%	n	%	n	%
Program	8	88.9	0	0.0	1	1.11
College of the North Atlantic	9	100.0	0	0.0	0	0.0

Further Education Summary [n=9]				
	Yes		No	
	n	%	n	%
Enrolled in further studies*	6	66.7	3	33.3
Registered as apprentice with Industrial Training Division	0	0.0	9	100.0
Further studies at CNA	0	0.0	9	100.0
Apprenticeship program with CNA	0	0.0	9	100.0
Apprenticeship program with other institution	0	0.0	9	100.0
Other post-secondary program	0	0.0	9	100.0
University program	6	66.7	3	33.3
Other program	0	0.0	9	100.0
CNA credential transferable to further studies	6	66.7	3	33.3

*Reason for taking further studies [n=6]		
	n	%
Job required further training	0	0.0
To upgrade qualifications in present field	4	66.7
Could not find employment related to training	1	16.7
Could not find ANY job	0	0.0
To enroll in an apprenticeship program	0	0.0
Other	1	16.7

Further studies - program type [n=6]		
	n	%
Certificate	0	0.0
Diploma	0	0.0
Degree	6	100.0
Trade - Entry Level	0	0.0
Apprenticeship	0	0.0
Other	0	0.0

Program: Business Administration (1 Year Certificate)

School: Business Studies

NOC: 121, 122, 123

Campuses: Bay St. George, Burin, Carbonear, Clarenville, Corner Brook, Grand Falls-Windsor, Happy Valley-Goose Bay, Port-aux-Basques, St. Anthony, Prince Philip Drive

Graduates: 15 (2 Males, 13 Females)

Respondents: 6

Response Rate: 40.0%


Employment Information

Employment summary [n=6]							
Employed	4 (66.7%)	Directly Related			0		
		Somewhat Related			2		
		Unrelated			2		
			Yes	No			
Unemployed*	2 (33.3%)	Actively looking for work			0	0	2
		Employed at some point since graduation			1	1	

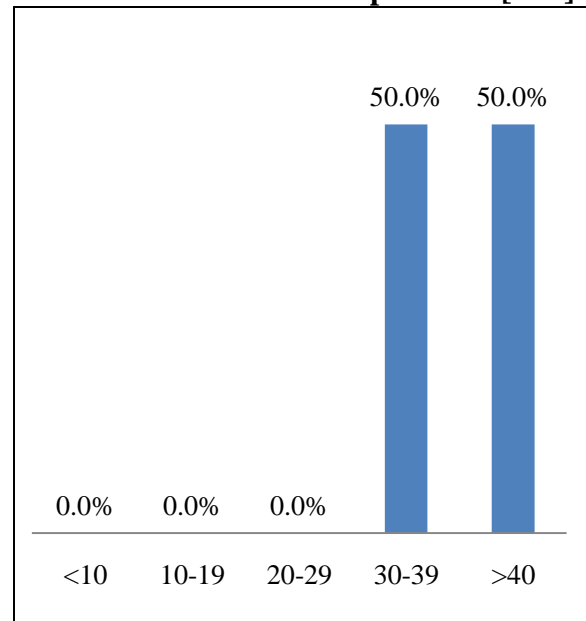
Current employment status [n=4]								
	Total	Directly Related		Somewhat Related		Unrelated		Total
	n	n	%	n	%	n	%	%
Full-time Permanent	3	0	0.0	2	66.7	1	33.3	100.0
Full-time Temporary	0	0	0.0	0	0.0	0	0.0	0.0
Part-time Permanent	0	0	0.0	0	0.0	0	0.0	0.0
Part-time Temporary	1	0	0.0	0	0.0	1	100.0	100.0
Self-employment	0	0	0.0	0	0.0	0	0.0	0.0
Casual	0	0	0.0	0	0.0	0	0.0	0.0
Contractual	0	0	0.0	0	0.0	0	0.0	0.0
Seasonal	0	0	0.0	0	0.0	0	0.0	0.0
Total - Employed	4	0	0.0%	2	50.0%	2	50.0%	100.0%

*Reason currently unemployed [n=2]		
	n	%
Cannot find suitable employment	0	0.0
Seasonal employment	0	0.0
No jobs in desired position	0	0.0
Enrolled in education/training	2	100.0
Require further training	0	0.0
Lack of experience	0	0.0
Presently unavailable to work	0	0.0
Other	0	0.0

Time to obtain training-related employment [n=5]		
	n	%
Job before graduation	2	40.0
3 months or less	0	0.0
4-6 months	0	0.0
7 or more months	0	0.0
No related job	3	60.0



Hourly wage of employment [n=3]
Number of hours worked per week [n=4]



Industry most associated with job [n=4]	
Resource Development [Mining, oil and gas]	0
Manufacturing	0
Construction	0
Transportation	0
Technology, Electronics and Communication	1
Wholesale and Retail	0
Finance, Insurance, Real Estate	0
Service	3
Media	0
Forestry, Fishery and Environment	0
Hospitality and Tourism	0
Other	0

Sample job titles

Project Officer
Manager

Employment services information [n=6]							
		Yes		No		Don't Know	
		n	%	n	%	n	%
Engaged in career planning prior to enrollment		1	16.7	4	66.7	1	16.7
Availed of career employment services at CNA	During program	4	66.7	2	33.3	0	0.0
	After graduation	0	0.0	6	100.0	0	0.0

Location of employment [n=4]				
Location	%	Province	n	%
In Province	100.0	Newfoundland and Labrador	4	0.0
Out of Province	0.0	Nova Scotia	0	0.0
		Prince Edward Island	0	0.0
		New Brunswick	0	0.0
		Quebec	0	0.0
		Ontario	0	0.0
		Manitoba	0	0.0
		Saskatchewan	0	0.0
		Alberta	0	0.0
		British Columbia	0	0.0
		Territories	0	0.0
Outside Canada	0	0.0	0	0.0
Total	100.0		4	100.0

Program Information

Prior knowledge on program [n=6]		
	n	%
Very knowledgeable	2	33.3
Moderately knowledgeable	1	16.7
Somewhat knowledgeable	0	0.0
Slightly knowledgeable	2	33.3
Not at all knowledgeable	1	16.7

Reason for choosing program [n=6]		
	n	%
To be employed in this field	2	33.3
To update job skills	3	50.0
New skills for career change	0	0.0
For general interest	0	0.0
Other	1	16.7

Satisfaction ratings [n=6]							
	Overall Training		Employment Satisfaction		Quality of training		
	n	%	n	%	n	%	
Very satisfied	4	66.7	2	33.3	Excellent	1	16.7
Satisfied	2	33.3	3	50.0	Very good	3	50.0
Neutral	0	0.0	1	16.7	Good	2	33.3
Dissatisfied	0	0.0	0	0.0	Poor	0	0.0
Very dissatisfied	0	0.0	0	0.0	Very Poor	0	0.0

Recommend to others [n=6]						
	Yes		No		Don't know	
	n	%	n	%	n	%

Program	6	100.0	0	0.0	0	0.0
College of the North Atlantic	6	100.0	0	0.0	0	0.0
Further Education Summary [n=6]						
	Yes		No			
	n	%	n	%		
Enrolled in further studies*	3	50.0	3	50.0		
Registered as apprentice with Industrial Training Division	0	0.0	6	100.0		
Further studies at CNA	2	33.3	4	66.7		
Apprenticeship program with CNA	0	0.0	6	100.0		
Apprenticeship program with other institution	0	0.0	6	100.0		
Other post-secondary program	0	0.0	6	100.0		
University program	1	16.7	5	83.3		
Other program	0	0.0	6	100.0		
CNA credential transferable to further studies	3	50.0	3	50.0		

*Reason for taking further studies [n=3]		
	n	%
Job required further training	0	0.0
To upgrade qualifications in present field	1	33.3
Could not find employment related to training	0	0.0
Could not find ANY job	0	0.0
To enroll in an apprenticeship program	0	0.0
Other	2	66.7

Further studies - program type [n=3]		
	n	%
Certificate	1	33.3
Diploma	1	33.3
Degree	1	33.3
Trade - Entry Level	0	0.0
Apprenticeship	0	0.0
Other	0	0.0

Program: Business Administration – Accounting (2 year Diploma)

School: Business Studies

NOC: 121, 122, 123

Campuses: Burin, Carbonear, Clarenville, Corner Brook, Grand Falls-Windsor, Prince Philip Drive

Graduates: 31 (5 Males, 26 Females) Respondents: 19

Response Rate: 61.3%

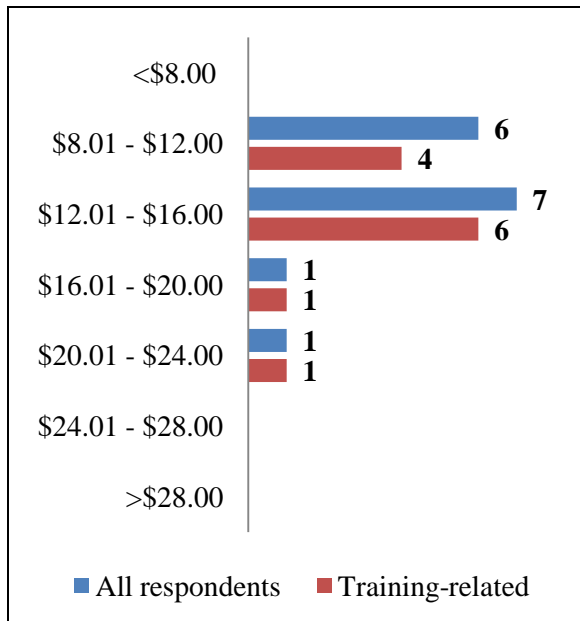
Employment Information

Employment summary [n=19]							
Employed	16 (84.2%)	Directly Related			8		
		Somewhat Related			5		
		Unrelated			3		
			Yes	No			
Unemployed*	3 (15.8%)	Actively looking for work			3	0	3
		Employed at some point since graduation			3	0	

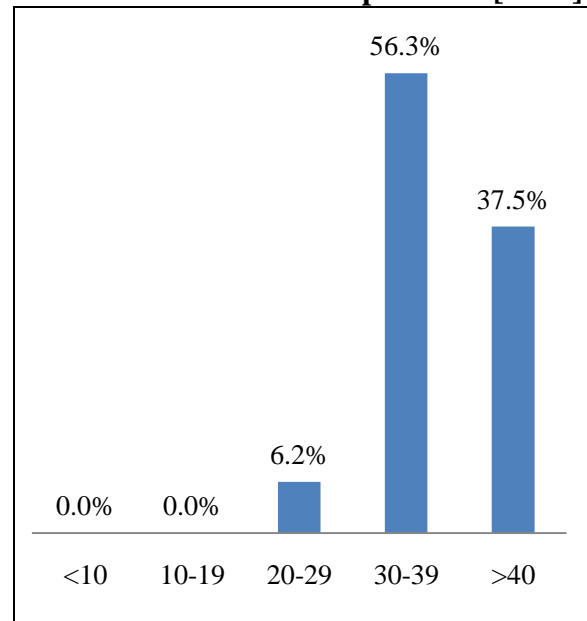
Current employment status [n=16]								
	Total	Directly Related		Somewhat Related		Unrelated		Total
	n	n	%	n	%	n	%	%
Full-time Permanent	7	4	57.1	3	42.9	0	0.0	100.0
Full-time Temporary	5	2	40.0	1	20.0	2	40.0	100.0
Part-time Permanent	3	2	66.7	0	0.0	1	33.3	100.0
Part-time Temporary	1	0	0.0	1	100.0	0	0.0	100.0
Self-employment	0	0	0.0	0	0.0	0	0.0	0.0
Casual	0	0	0.0	0	0.0	0	0.0	0.0
Contractual	0	0	0.0	0	0.0	0	0.0	0.0
Seasonal	0	0	0.0	0	0.0	0	0.0	0.0
Total - Employed	16	8	50.0%	5	31.3%	3	18.8%	100.0%

*Reason currently unemployed [n=3]		
	n	%
Cannot find suitable employment	0	0.0
Seasonal employment	0	0.0
No jobs in desired position	0	0.0
Enrolled in education/training	1	33.3
Require further training	0	0.0
Lack of experience	0	0.0
Presently unavailable to work	0	0.0
Other	2	66.7

Time to obtain training-related employment [n=19]		
	n	%
Job before graduation	4	21.1
3 months or less	8	42.1
4-6 months	3	15.8
7 or more months	1	5.3
No related job	3	15.8



Hourly wage of employment [n=15]
Number of hours worked per week [n=16]



Industry most associated with job [n=16]	
Resource Development [Mining, oil and gas]	0
Manufacturing	0
Construction	0
Transportation	0
Technology, Electronics and Communication	1
Wholesale and Retail	1
Finance, Insurance, Real Estate	4
Service	10
Media	0
Forestry, Fishery and Environment	0
Hospitality and Tourism	0
Other	0

Sample job titles

- Accounting Clerk
- Payroll Clerk
- Administrative Assistant

Employment services information [n=19]							
		Yes		No		Don't Know	
		n	%	n	%	n	%
Engaged in career planning prior to enrollment		3	15.8	15	78.9	1	5.3
Availed of career employment services at CNA	During program	19	100.0	0	0.0	0	0.0
	After graduation	0	0.0	19	100.0	0	0.0

Location of employment [n=16]				
Location	%	Province	n	%
In Province	100.0	Newfoundland and Labrador	16	100.0
Out of Province	0.0	Nova Scotia	0	0.0
		Prince Edward Island	0	0.0
		New Brunswick	0	0.0
		Quebec	0	0.0
		Ontario	0	0.0
		Manitoba	0	0.0
		Saskatchewan	0	0.0
		Alberta	0	0.0
		British Columbia	0	0.0
		Territories	0	0.0
		Outside Canada	0	0.0
Total	100.0		16	100.0

Program Information

Prior knowledge on program [n=19]		
	n	%
Very knowledgeable	3	15.8
Moderately knowledgeable	2	10.5
Somewhat knowledgeable	5	26.3
Slightly knowledgeable	5	26.3
Not at all knowledgeable	4	21.1

Reason for choosing program [n=19]		
	n	%
To be employed in this field	4	21.1
To update job skills	3	15.8
New skills for career change	0	0.0
For general interest	9	47.4
Other	3	15.8

Satisfaction ratings [n=19]							
	Overall Training		Employment Satisfaction		Quality of training		
	n	%	n	%	n	%	
Very satisfied	7	36.8	4	21.1	Excellent	9	47.4
Satisfied	10	52.6	13	68.4	Very good	7	36.8
Neutral	2	10.5	2	10.5	Good	3	15.8
Dissatisfied	0	0.0	0	0.0	Poor	0	0.0
Very dissatisfied	0	0.0	0	0.0	Very Poor	0	0.0

Recommend to others [n=19]						
	Yes		No		Don't know	
	n	%	n	%	n	%
Program	19	100.0	0	0.0	0	0.0
College of the North Atlantic	19	100.0	0	0.0	0	0.0

Further Education Summary [n=19]				
	Yes		No	
	n	%	n	%
Enrolled in further studies*	3	15.8	16	84.2
Registered as apprentice with Industrial Training Division	0	0.0	19	100.0
Further studies at CNA	1	5.3	18	9.5
Apprenticeship program with CNA	0	0.0	19	100.0
Apprenticeship program with other institution	0	0.0	19	100.0
Other post-secondary program	0	0.0	19	100.0
University program	0	0.0	19	100.0
Other program	2	10.5	17	89.5
CNA credential transferable to further studies	3	15.8	16	84.2

*Reason for taking further studies [n=3]		
	n	%
Job required further training	0	0.0
To upgrade qualifications in present field	3	100.0
Could not find employment related to training	0	0.0
Could not find ANY job	0	0.0
To enroll in an apprenticeship program	0	0.0
Other	0	0.0

Further studies - program type [n=3]		
	n	%
Certificate	2	66.7
Diploma	1	33.3
Degree	0	0.0
Trade - Entry Level	0	0.0
Apprenticeship	0	0.0
Other	0	0.0

Program: Business Administration – Human Resources Management (2 Year Diploma)

School: Business Studies

NOC: 0112, 1121

Campuses: Bay St. George, Burin, Clarenville, Grand Falls-Windsor, Prince Philip Drive

Graduates: 26 (4 Males, 22 Females)

Respondents: 10

Response Rate: 38.5%

Employment Information

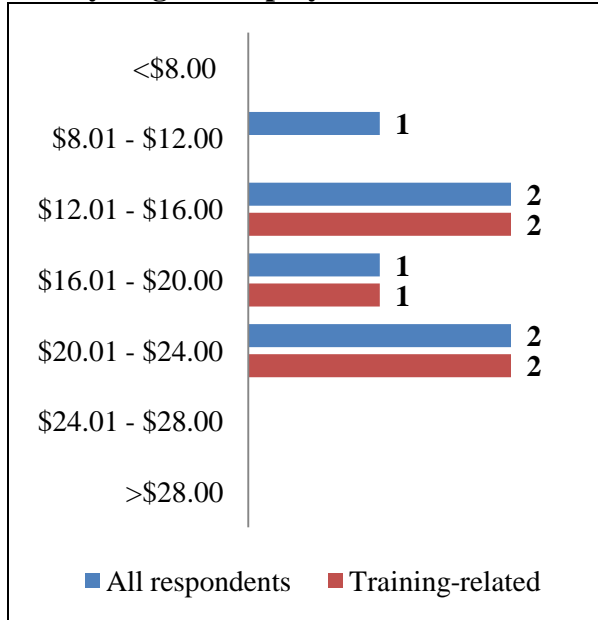
Employment summary [n=10]						
Employed	8 (80.0%)	Directly Related		7		
		Somewhat Related		0		
		Unrelated		1		
			Yes	No		
Unemployed*	2 (20.0%)	Actively looking for work		1	1	2
		Employed at some point since graduation		1	1	

Current employment status [n=8]								
	Total	Directly Related		Somewhat Related		Unrelated		Total
	n	n	%	n	%	n	%	%
Full-time Permanent	5	4	80.0	0	0.0	1	20.0	100.0
Full-time Temporary	3	3	100.0	0	0.0	0	0.0	100.0
Part-time Permanent	0	0	0.0	0	0.0	0	0.0	0.0
Part-time Temporary	0	0	0.0	0	0.0	0	0.0	0.0
Self-employment	0	0	0.0	0	0.0	0	0.0	0.0
Casual	0	0	0.0	0	0.0	0	0.0	0.0
Contractual	0	0	0.0	0	0.0	0	0.0	0.0
Seasonal	0	0	0.0	0	0.0	0	0.0	0.0
Total - Employed	8	7	87.5%	0	0.0%	1	12.5%	100.0%

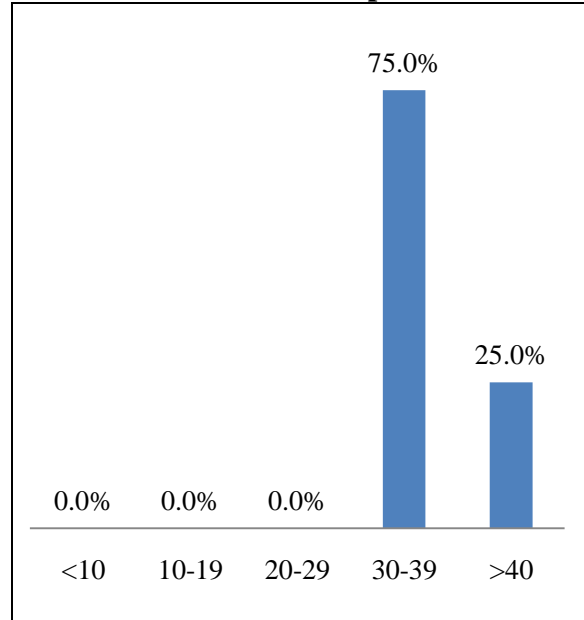
*Reason currently unemployed [n=2]		
	n	%
Cannot find suitable employment	0	0.0
Seasonal employment	0	0.0
No jobs in desired position	0	0.0
Enrolled in education/training	0	0.0
Require further training	0	0.0
Lack of experience	0	0.0
Presently unavailable to work	0	0.0
Other	2	100.0

Time to obtain training-related employment [n=10]		
	n	%
Job before graduation	4	40.0
3 months or less	5	50.0
4-6 months	0	0.0
7 or more months	0	0.0
No related job	1	10.0

Hourly wage of employment [n=6]



Number of hours worked per week [n=8]



Industry most associated with job [n=8]	
Resource Development [Mining, oil and gas]	1
Manufacturing	0
Construction	0
Transportation	0
Technology, Electronics and Communication	0
Wholesale and Retail	0
Finance, Insurance, Real Estate	0
Service	7
Media	0
Forestry, Fishery and Environment	0
Hospitality and Tourism	0
Other	0

Sample job titles

Human Resources Clerk
 Human Resources Coordinator
 Recruitment Officer

Employment services information [n=10]							
		Yes		No		Don't Know	
		n	%	n	%	n	%
Engaged in career planning prior to enrollment		2	20.0	7	70.0	1	10.0
Availed of career employment services at CNA	During program	7	70.0	2	20.0	1	10.0
	After graduation	0	0.0	10	100.0	0	0.0

Location of employment [n=8]				
Location	%	Province	n	%
In Province	87.5	Newfoundland and Labrador	7	87.5
Out of Province	12.5	Nova Scotia	0	0.0
		Prince Edward Island	0	0.0
		New Brunswick	0	0.0
		Quebec	0	0.0
		Ontario	0	0.0
		Manitoba	0	0.0
		Saskatchewan	0	0.0
		Alberta	1	12.5
		British Columbia	0	0.0
		Territories	0	0.0
Outside Canada	0	0.0	0	0.0
Total	100.0		8	100.0

Program Information

Prior knowledge on program [n=10]		
	n	%
Very knowledgeable	1	10.0
Moderately knowledgeable	1	10.0
Somewhat knowledgeable	4	40.0
Slightly knowledgeable	4	40.0
Not at all knowledgeable	0	0.0

Reason for choosing program [n=10]		
	n	%
To be employed in this field	5	50.0
To update job skills	0	0.0
New skills for career change	0	0.0
For general interest	4	40.0
Other	1	10.0

Satisfaction ratings [n=10]							
	Overall Training		Employment Satisfaction		Quality of training		
	n	%	n	%	n	%	
Very satisfied	5	50.0	4	40.0	Excellent	6	60.0
Satisfied	5	50.0	4	40.0	Very good	4	40.0
Neutral	0	0.0	2	20.0	Good	0	0.0
Dissatisfied	0	0.0	0	0.0	Poor	0	0.0
Very dissatisfied	0	0.0	0	0.0	Very Poor	0	0.0

Recommend to others [n=10]						
	Yes		No		Don't know	
	n	%	n	%	n	%
Program	10	100.0	0	0.0	0	0.0
College of the North Atlantic	10	100.0	0	0.0	0	0.0

Further Education Summary [n=10]				
	Yes		No	
	n	%	n	%
Enrolled in further studies*	1	10.0	9	90.0
Registered as apprentice with Industrial Training Division	0	0.0	10	100.0
Further studies at CNA	0	0.0	10	100.0
Apprenticeship program with CNA	0	0.0	10	100.0
Apprenticeship program with other institution	0	0.0	10	100.0
Other post-secondary program	0	0.0	10	100.0
University program	0	0.0	10	100.0
Other program	1	10.0	9	90.0
CNA credential transferable to further studies	0	0.0	10	100.0

*Reason for taking further studies [n=1]		
	n	%
Job required further training	0	0.0
To upgrade qualifications in present field	1	100.0
Could not find employment related to training	0	0.0
Could not find ANY job	0	0.0
To enroll in an apprenticeship program	0	0.0
Other	0	0.0

Further studies - program type [n=1]		
	n	%
Certificate	1	100.0
Diploma	0	0.0
Degree	0	0.0
Trade - Entry Level	0	0.0
Apprenticeship	0	0.0
Other	0	0.0

Program: Business Administration – Marketing (2 Year Diploma)

School: Business Studies

NOC: 0611

Campuses: Bay St. George, Burin, Carbonear, Clarenville, Corner Brook, Grand Falls-Windsor, Prince Philip Drive

Graduates: 14 (6 Males, 8 Females)

Respondents: 8

Response Rate: 57.1%

Employment Information

Employment summary [n=8]							
Employed	6 (75.0%)	Directly Related			4		
		Somewhat Related			1		
		Unrelated			1		
			Yes	No			
Unemployed*	2 (25.0%)	Actively looking for work			2	0	2
		Employed at some point since graduation			2	0	

Current employment status [n=6]								
	Total	Directly Related		Somewhat Related		Unrelated		Total
	n	n	%	n	%	n	%	%
Full-time Permanent	4	3	75.0	0	0.0	1	25.0	100.0
Full-time Temporary	0	0	0.0	0	0.0	0	0.0	0.0
Part-time Permanent	0	0	0.0	0	0.0	0	0.0	0.0
Part-time Temporary	0	0	0.0	0	0.0	0	0.0	0.0
Self-employment	0	0	0.0	0	0.0	0	0.0	0.0
Casual	1	0	0.0	1	100.0	0	0.0	100.0
Contractual	1	1	100.0	0	0.0	0	0.0	100.0
Seasonal	0	0	0.0	0	0.0	0	0.0	0.0
Total - Employed	6	4	66.7%	1	16.7%	1	16.7%	100.0%

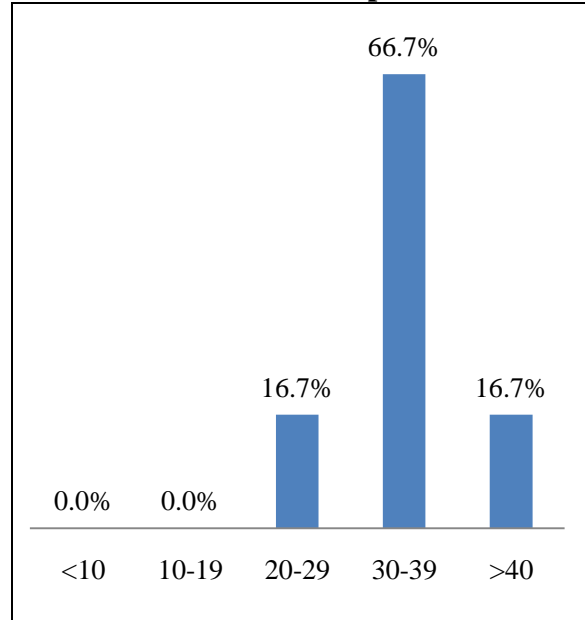
* Reason currently unemployed [n=2]		
	n	%
Cannot find suitable employment	1	50.0
Seasonal employment	0	0.0
No jobs in desired position	0	0.0
Enrolled in education/training	0	0.0
Require further training	0	0.0
Lack of experience	0	0.0
Presently unavailable to work	0	0.0
Other	1	50.0

Time to obtain training-related employment [n=8]		
	n	%
Job before graduation	3	37.5
3 months or less	3	37.5
4-6 months	1	12.5
7 or more months	0	0.0
No related job	1	12.5

Hourly wage of employment [n=5]



Number of hours worked per week [n=6]



Industry most associated with job [n=6]	
Resource Development [Mining, oil and gas]	1
Manufacturing	0
Construction	0
Transportation	0
Technology, Electronics and Communication	1
Wholesale and Retail	0
Finance, Insurance, Real Estate	2
Service	1
Media	0
Forestry, Fishery and Environment	0
Hospitality and Tourism	0
Other	1

Sample job titles

Customer service representative
 Bank Officer
 Administrative Assistant

Employment services information [n=8]							
		Yes		No		Don't Know	
		n	%	n	%	n	%
Engaged in career planning prior to enrollment		2	25.0	4	50.0	2	25.0
Availed of career employment services at CNA	During program	8	100.0	0	0.0	0	0.0
	After graduation	1	12.5	7	87.5	0	0.0

Location of employment [n=6]				
Location	%	Province	n	%
In Province	50.0	Newfoundland and Labrador	3	50.0
Out of Province	50.0	Nova Scotia	0	0.0
		Prince Edward Island	0	0.0
		New Brunswick	0	0.0
		Quebec	0	0.0
		Ontario	1	16.7
		Manitoba	0	0.0
		Saskatchewan	0	0.0
		Alberta	2	33.3
		British Columbia	0	0.0
		Territories	0	0.0
Outside Canada	0	0.0		
Total	100.0		6	100.0

Program Information

Prior knowledge on program [n=8]		
	n	%
Very knowledgeable	1	12.5
Moderately knowledgeable	1	12.5
Somewhat knowledgeable	4	50.0
Slightly knowledgeable	1	12.5
Not at all knowledgeable	1	12.5

Reason for choosing program [n=8]		
	n	%
To be employed in this field	3	37.5
To update job skills	2	25.0
New skills for career change	3	37.5
For general interest	0	0.0
Other	0	0.0

Satisfaction ratings [n=8]							
	Overall Training		Employment Satisfaction		Quality of training		
	n	%	n	%	n	%	
Very satisfied	3	37.5	2	25.0	Excellent	2	25.0
Satisfied	3	37.5	4	50.0	Very good	3	37.5
Neutral	2	25.0	1	12.5	Good	3	37.5
Dissatisfied	0	0.0	1	12.5	Poor	0	0.0
Very dissatisfied	0	0.0	0	0.0	Very Poor	0	0.0

Recommend to others [n=8]						
	Yes		No		Don't know	
	n	%	n	%	n	%
Program	7	87.5	1	12.5	0	0.0
College of the North Atlantic	7	87.5	0	0.0	1	12.5

Further Education Summary [n=8]				
	Yes		No	
	n	%	n	%
Enrolled in further studies*	2	25.0	6	75.0
Registered as apprentice with Industrial Training Division	0	0.0	8	100.0
Further studies at CNA	0	0.0	8	100.0
Apprenticeship program with CNA	0	0.0	5	100.0
Apprenticeship program with other institution	0	0.0	5	100.0
Other post-secondary program	0	0.0	5	100.0
University program	2	25.0	6	75.0
Other program	0	0.0	5	100.0
CNA credential transferable to further studies	2	25.0	6	75.0

*Reason for taking further studies [n=2]		
	n	%
Job required further training	0	0.0
To upgrade qualifications in present field	2	100.0
Could not find employment related to training	0	0.0
Could not find ANY job	0	0.0
To enroll in an apprenticeship program	0	0.0
Other	0	0.0

Further studies - program type [n=2]		
	n	%
Certificate	0	0.0
Diploma	0	0.0
Degree	2	100.0
Trade - Entry Level	0	0.0
Apprenticeship	0	0.0
Other	0	0.0

Program: Business Management –Accounting (3 Year Diploma)

School: Business Studies

NOC: 01

Campuses: Grand Falls-Windsor, Prince Philip Drive

Graduates: 53 (15 Males, 38 Females) Respondents: 33

Response Rate: 62.3%

Employment Information

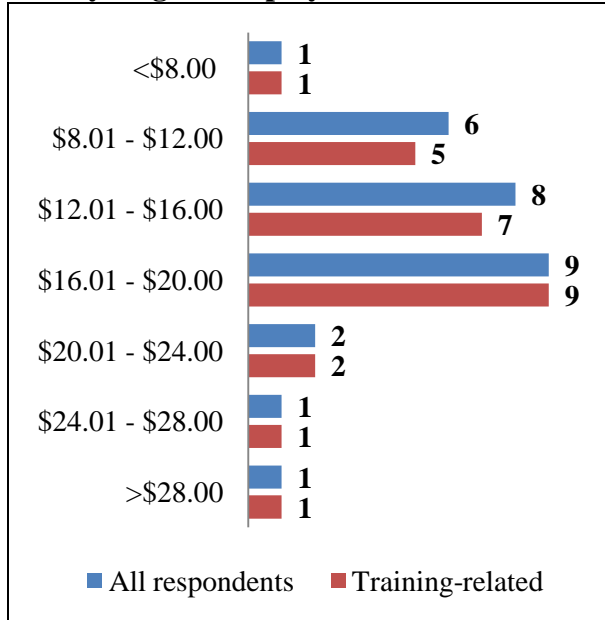
Employment summary [n=33]						
Employed	29 (87.9%)	Directly Related		20		
		Somewhat Related		6		
		Unrelated		3		
			Yes	No		
Unemployed*	4 (12.1%)	Actively looking for work		2	2	4
		Employed at some point since graduation		2	2	

Current employment status [n=29]								
	Total	Directly Related		Somewhat Related		Unrelated		Total
	n	n	%	n	%	n	%	%
Full-time Permanent	20	17	8.5	2	10.0	1	0.05	100.0
Full-time Temporary	5	2	40.0	3	60.0	0	0.0	100.0
Part-time Permanent	3	0	0.0	1	33.3	2	66.7	100.0
Part-time Temporary	0	0	0.0	0	0.0	0	0.0	0.0
Self-employment	0	0	0.0	0	0.0	0	0.0	0.0
Casual	0	0	0.0	0	0.0	0	0.0	0.0
Contractual	1	1	100.0	0	0.0	0	0.0	100.0
Seasonal	0	0	0.0	0	0.0	0	0.0	0.0
Total - Employed	29	20	69.0%	6	20.7%	3	10.3%	100.0%

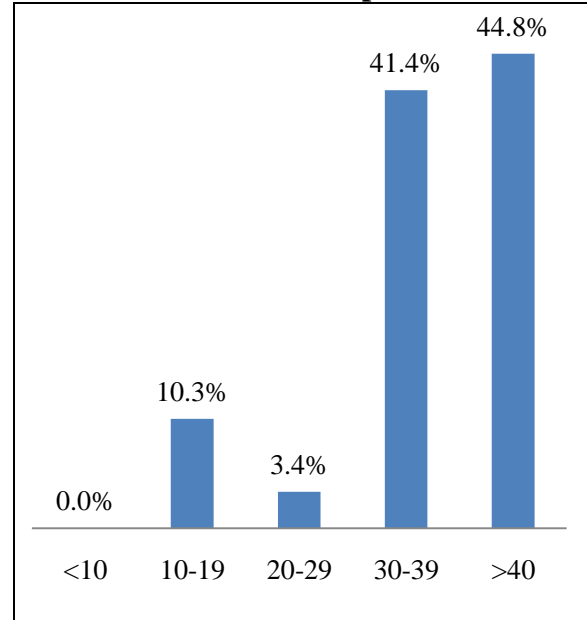
*Reason currently unemployed [n=4]		
	n	%
Cannot find suitable employment	0	0.0
Seasonal employment	0	0.0
No jobs in desired position	0	0.0
Enrolled in education/training	2	50.0
Require further training	0	0.0
Lack of experience	0	0.0
Presently unavailable to work	0	0.0
Other	2	50.0

Time to obtain training-related employment [n=31]		
	n	%
Job before graduation	7	22.6
3 months or less	18	58.1
4-6 months	4	12.9
7 or more months	0	0.0
No related job	2	6.5

Hourly wage of employment [n=28]



Number of hours worked per week [n=29]



Industry most associated with job [n=29]	
Resource Development [Mining, oil and gas]	1
Manufacturing	0
Construction	2
Transportation	0
Technology, Electronics and Communication	1
Wholesale and Retail	1
Finance, Insurance, Real Estate	12
Service	9
Media	1
Forestry, Fishery and Environment	0
Hospitality and Tourism	0
Other	2

Sample job titles

- Accounting Manager
- Accounts Receivable
- Accounts Payable Coordinator

Employment services information [n=33]							
		Yes		No		Don't Know	
		n	%	n	%	n	%
Engaged in career planning prior to enrollment		10	30.3	22	66.7	1	3.0
Availed of career employment services at CNA	During program	25	75.8	8	24.2	0	0.0
	After graduation	1	3.0	32	97.0	0	0.0

Location of employment [n=29]				
Location	%	Province	n	%
In Province	93.1	Newfoundland and Labrador	27	93.1
Out of Province	6.9	Nova Scotia	0	0.0
		Prince Edward Island	0	0.0
		New Brunswick	0	0.0
		Quebec	0	0.0
		Ontario	0	0.0
		Manitoba	0	0.0
		Saskatchewan	0	0.0
		Alberta	2	6.9
		British Columbia	0	0.0
		Territories	0	0.0
Outside Canada	0	0.0	0	0.0
Total	100.0		29	100.0

Program Information

Prior knowledge on program [n=33]		
	n	%
Very knowledgeable	2	6.1
Moderately knowledgeable	7	21.2
Somewhat knowledgeable	11	33.3
Slightly knowledgeable	6	18.2
Not at all knowledgeable	7	21.2

Reason for choosing program [n=33]		
	n	%
To be employed in this field	15	45.5
To update job skills	3	9.1
New skills for career change	1	3.0
For general interest	13	39.4
Other	1	3.0

Satisfaction ratings [n=33]						
	Overall Training		Employment Satisfaction		Quality of training	
	n	%	n	%	n	%
Very satisfied	18	54.5	12	36.4	17	51.5
Satisfied	15	45.5	18	54.5	14	42.4
Neutral	0	0.0	2	6.1	2	6.1
Dissatisfied	0	0.0	1	3.0	0	0.0
Very dissatisfied	0	0.0	0	0.0	0	0.0
					0	0.0
					0	0.0

Recommend to others [n=33]						
	Yes		No		Don't know	
	n	%	n	%	n	%
Program	33	100.0	0	0.0	0	0.0
College of the North Atlantic	33	100.0	0	0.0	0	0.0

Further Education Summary [n=33]				
	Yes		No	
	n	%	n	%
Enrolled in further studies*	13	39.4	20	60.6
Registered as apprentice with Industrial Training Division	0	0.0	33	100.0
Further studies at CNA	1	3.0	32	97.0
Apprenticeship program with CNA	0	0.0	33	100.0
Apprenticeship program with other institution	0	0.0	33	100.0
Other post-secondary program	0	0.0	33	100.0
University program	9	27.3	24	72.7
Other program	3	9.1	30	90.9
CNA credential transferable to further studies	12	36.4	21	63.6

*Reason for taking further studies [n=13]		
	n	%
Job required further training	0	0.0
To upgrade qualifications in present field	12	92.3
Could not find employment related to training	1	7.7
Could not find ANY job	0	0.0
To enroll in an apprenticeship program	0	0.0
Other	0	0.0

Further studies - program type [n=13]		
	n	%
Certificate	4	30.8
Diploma	0	0.0
Degree	9	69.2
Trade - Entry Level	0	0.0
Apprenticeship	0	0.0
Other	0	0.0

Program: Business Management – Human Resources Management (3 Year Diploma)

School: Business Studies

NOC: 0112

Campuses: Grand Falls-Windsor, Prince Philip Drive

Graduates: 27 (8 Males, 19 Females)

Respondents: 12

Response Rate: 44.4%

Employment Information

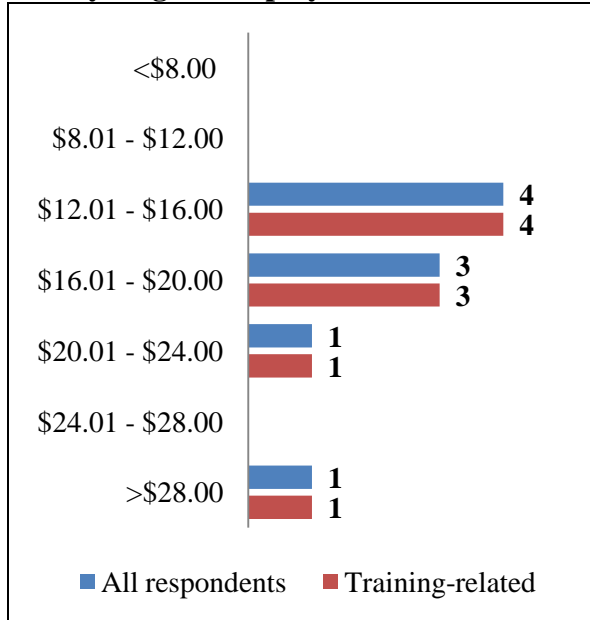
Employment summary [n=12]						
Employed	12 (100.0%)	Directly Related		9		
		Somewhat Related		2		
		Unrelated		1		
			Yes	No		
Unemployed*	0 (0.0%)	Actively looking for work		0	0	0
		Employed at some point since graduation		0	0	

Current employment status [n=12]								
	Total	Directly Related		Somewhat Related		Unrelated		Total
	n	n	%	n	%	n	%	%
Full-time Permanent	7	5	71.4	1	14.3	1	14.3	100.0
Full-time Temporary	1	1	100.0	0	0.0	0	0.0	100.0
Part-time Permanent	2	2	100.0	0	0.0	0	0.0	100.0
Part-time Temporary	1	0	0.0	1	100.0	0	0.0	100.0
Self-employment	0	0	0.0	0	0.0	0	0.0	0.0
Casual	0	0	0.0	0	0.0	0	0.0	0.0
Contractual	1	1	100.0	0	0.0	0	0.0	100.0
Seasonal	0	0	0.0	0	0.0	0	0.0	0.0
Total - Employed	12	9	75.0%	2	16.7%	1	8.3%	100.0%

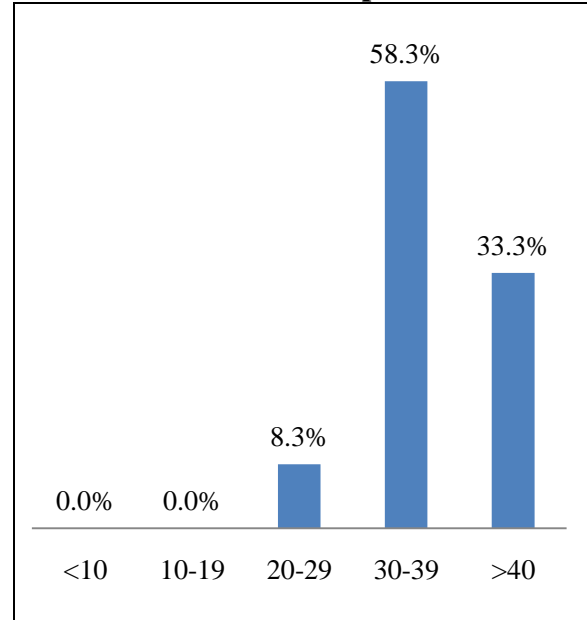
*Reason currently unemployed [n=0]		
	n	%
Cannot find suitable employment	0	0.0
Seasonal employment	0	0.0
No jobs in desired position	0	0.0
Enrolled in education/training	0	0.0
Require further training	0	0.0
Lack of experience	0	0.0
Presently unavailable to work	0	0.0
Other	0	0.0

Time to obtain training-related employment [n=12]		
	n	%
Job before graduation	3	25.0
3 months or less	6	50.0
4-6 months	0	0.0
7 or more months	2	16.7
No related job	1	8.3

Hourly wage of employment [n=9]



Number of hours worked per week [n=12]



Industry most associated with job [n=12]	
Resource Development [Mining, oil and gas]	3
Manufacturing	0
Construction	0
Transportation	0
Technology, Electronics and Communication	0
Wholesale and Retail	0
Finance, Insurance, Real Estate	0
Service	7
Media	0
Forestry, Fishery and Environment	0
Hospitality and Tourism	0
Other	2

Sample job titles

- Human Resources Supervisor
- Survey Interviewer
- Human Resources Administrator

Employment services information [n=12]							
		Yes		No		Don't Know	
		n	%	n	%	n	%
Engaged in career planning prior to enrollment		5	41.7	6	50.0	1	8.3
Availed of career employment services at CNA	During program	8	66.7	2	16.7	2	16.7
	After graduation	2	16.7	10	83.3	0	0.0

Location of employment [n=12]				
Location	%	Province	n	%
In Province	83.3	Newfoundland and Labrador	10	83.3
Out of Province	16.7	Nova Scotia	0	0.0
		Prince Edward Island	0	0.0
		New Brunswick	0	0.0
		Quebec	0	0.0
		Ontario	0	0.0
		Manitoba	0	0.0
		Saskatchewan	0	0.0
		Alberta	2	16.7
		British Columbia	0	0.0
		Territories	0	0.0
Outside Canada	0	0.0	0	0.0
Total	100.0		12	100.0

Program Information

Prior knowledge on program [n=12]		
	n	%
Very knowledgeable	2	16.7
Moderately knowledgeable	1	8.3
Somewhat knowledgeable	2	16.7
Slightly knowledgeable	6	50.0
Not at all knowledgeable	1	8.3

Reason for choosing program [n=12]		
	n	%
To be employed in this field	2	16.7
To update job skills	2	16.7
New skills for career change	1	8.3
For general interest	6	50.0
Other	1	8.3

Satisfaction ratings [n=12]							
	Overall Training		Employment Satisfaction		Quality of training		
	n	%	n	%	n	%	
Very satisfied	6	50.0	10	83.3	Excellent	7	58.3
Satisfied	4	33.3	2	16.7	Very good	3	25.0
Neutral	1	8.3	0	0.0	Good	2	16.7
Dissatisfied	0	0.0	0	0.0	Poor	0	0.0
Very dissatisfied	1	8.3	0	0.0	Very Poor	0	0.0

Recommend to others [n=12]						
	Yes		No		Don't know	
	n	%	n	%	n	%
Program	12	100.0	0	0.0	0	0.0
College of the North Atlantic	12	100.0	0	0.0	0	0.0

Further Education Summary [n=12]				
	Yes		No	
	n	%	n	%
Enrolled in further studies*	2	16.7	10	83.3
Registered as apprentice with Industrial Training Division	0	0.0	12	100.0
Further studies at CNA	0	0.0	12	100.0
Apprenticeship program with CNA	0	0.0	12	100.0
Apprenticeship program with other institution	0	0.0	12	100.0
Other post-secondary program	0	0.0	12	100.0
University program	2	16.7	10	83.3
Other program	0	0.0	12	100.0
CNA credential transferable to further studies	2	16.7	10	83.3

*Reason for taking further studies [n=2]		
	n	%
Job required further training	0	0.0
To upgrade qualifications in present field	2	100.0
Could not find employment related to training	0	0.0
Could not find ANY job	0	0.0
To enroll in an apprenticeship program	0	0.0
Other	0	0.0

Further studies - program type [n=2]		
	n	%
Certificate	0	0.0
Diploma	1	50.0
Degree	1	50.0
Trade - Entry Level	0	0.0
Apprenticeship	0	0.0
Other	0	0.0

Program: Business Management – Marketing (3 Year Diploma)

School: Business Studies

NOC: 0611

Campuses: Grand Falls-Windsor, Prince Philip Drive

Graduates: 26 (9 Males, 17 Females)

Respondents: 10

Response Rate: 38.5%

Employment Information


Employment summary [n=10]						
Employed	8 (80.0)	Directly Related		3		
		Somewhat Related		3		
		Unrelated		2		
			Yes	No		
Unemployed*	2 (20.0%)	Actively looking for work		1	1	2
		Employed at some point since graduation		2	0	

Current employment status [n=8]								
	Total	Directly Related		Somewhat Related		Unrelated		Total
	n	n	%	n	%	n	%	%
Full-time Permanent	3	2	66.7	1	33.3	0	0.0	100.0
Full-time Temporary	2	0	0.0	1	50.0	1	50.0	100.0
Part-time Permanent	1	1	100.0	0	0.0	0	0.0	100.0
Part-time Temporary	2	0	0.0	1	50.0	1	50.0	100.0
Self-employment	0	0	0.0	0	0.0	0	0.0	0.0
Casual	0	0	0.0	0	0.0	0	0.0	0.0
Contractual	0	0	0.0	0	0.0	0	0.0	0.0
Seasonal	0	0	0.0	0	0.0	0	0.0	0.0
Total - Employed	8	3	37.5%	3	37.5%	2	25.0%	100.0%

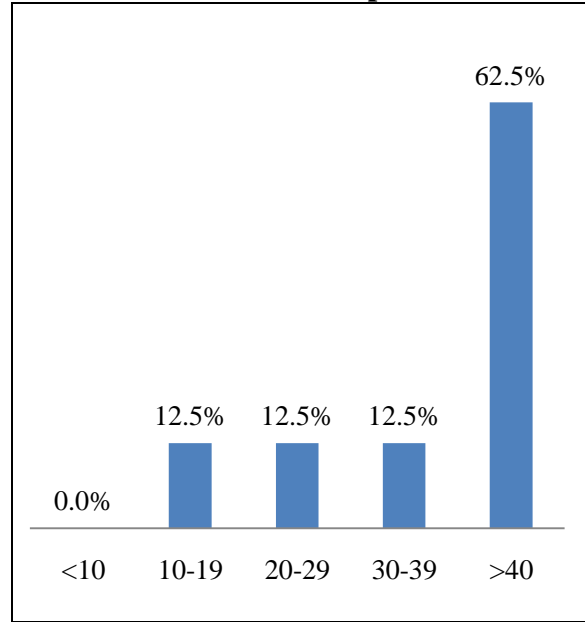
*Reason currently unemployed [n=2]		
	n	%
Cannot find suitable employment	0	0.0
Seasonal employment	0	0.0
No jobs in desired position	0	0.0
Enrolled in education/training	1	50.0
Require further training	0	0.0
Lack of experience	0	0.0
Presently unavailable to work	0	0.0
Other	1	50.0

Time to obtain training-related employment [n=10]		
	n	%
Job before graduation	4	40.0
3 months or less	3	30.0
4-6 months	0	0.0
7 or more months	0	0.0
No related job	3	30.0

Hourly wage of employment [n=4]



Number of hours worked per week [n=8]



Industry most associated with job [n=8]	
Resource Development [Mining, oil and gas]	0
Manufacturing	0
Construction	0
Transportation	0
Technology, Electronics and Communication	0
Wholesale and Retail	0
Finance, Insurance, Real Estate	0
Service	6
Media	0
Forestry, Fishery and Environment	0
Hospitality and Tourism	0
Other	2

Sample job titles

- Term Clerk
- Sales representative
- Customer Service Representative

Employment services information [n=10]							
		Yes		No		Don't Know	
		n	%	n	%	n	%
Engaged in career planning prior to enrollment		4	40.0	6	60.0	0	0.0
Availed of career employment services at CNA	During program	8	80.0	1	10.0	1	10.0
	After graduation	0	30.8	10	100.0	0	0.0

Location of employment [n=8]				
Location	%	Province	n	%
In Province	100.0	Newfoundland and Labrador	8	100.0
Out of Province	0.0	Nova Scotia	0	0.0
		Prince Edward Island	0	0.0
		New Brunswick	0	0.0
		Quebec	0	0.0
		Ontario	0	0.0
		Manitoba	0	0.0
		Saskatchewan	0	0.0
		Alberta	0	0.0
		British Columbia	0	0.0
		Territories	0	0.0
		Outside Canada	0	0.0
Total	100.0		8	100.0

Program Information

Prior knowledge on program [n=10]		
	n	%
Very knowledgeable	2	20.0
Moderately knowledgeable	2	20.0
Somewhat knowledgeable	0	0.0
Slightly knowledgeable	2	20.0
Not at all knowledgeable	4	40.0

Reason for choosing program [n=10]		
	n	%
To be employed in this field	2	20.0
To update job skills	1	10.0
New skills for career change	0	0.0
For general interest	7	70.0
Other	0	0.0

Satisfaction ratings [n=10]							
	Overall Training		Employment Satisfaction		Quality of training		
	n	%	n	%	n	%	
Very satisfied	5	50.0	5	50.0	Excellent	4	40.0
Satisfied	4	40.0	3	30.0	Very good	4	40.0
Neutral	1	10.0	1	10.0	Good	2	20.0
Dissatisfied	0	0.0	1	10.0	Poor	0	0.0
Very dissatisfied	0	0.0	0	0.0	Very Poor	0	0.0

Recommend to others [n=10]						
	Yes		No		Don't know	
	n	%	n	%	n	%
Program	9	90.0	1	10.0	0	0.0
College of the North Atlantic	10	100.0	0	0.0	0	0.0

Further Education Summary [n=10]				
	Yes		No	
	n	%	n	%
Enrolled in further studies*	2	20.0	8	80.0
Registered as apprentice with Industrial Training Division	0	0.0	10	100.0
Further studies at CNA	1	10.0	9	90.0
Apprenticeship program with CNA	0	0.0	10	100.0
Apprenticeship program with other institution	0	0.0	10	100.0
Other post-secondary program	0	0.0	10	100.0
University program	1	10.0	9	90.0
Other program	0	0.0	13	100.0
CNA credential transferable to further studies	2	20.0	8	80.0

*Reason for taking further studies [n=2]		
	n	%
Job required further training	0	0.0
To upgrade qualifications in present field	2	100.0
Could not find employment related to training	0	0.0
Could not find ANY job	0	0.0
To enroll in an apprenticeship program	0	0.0
Other	0	0.0

Further studies - program type [n=2]		
	n	%
Certificate	1	50.0
Diploma	0	0.0
Degree	1	50.0
Trade - Entry Level	0	0.0
Apprenticeship	0	0.0
Other	0	0.0

Program: Office Administration (1 Year Certificate)

School: Business Studies

NOC: 1244

Campuses: Baie Verte, Bay St. George, Bonavista, Burin, Clarendville, Corner Brook, Grand Falls-Windsor, Happy Valley-Goose Bay, Port-Aux-Basques, St. Anthony, Distributed Learning Service

Graduates: 58 (4 Males, 54 Females)

Respondents: 21

Response Rate: 36.2%

Employment Information

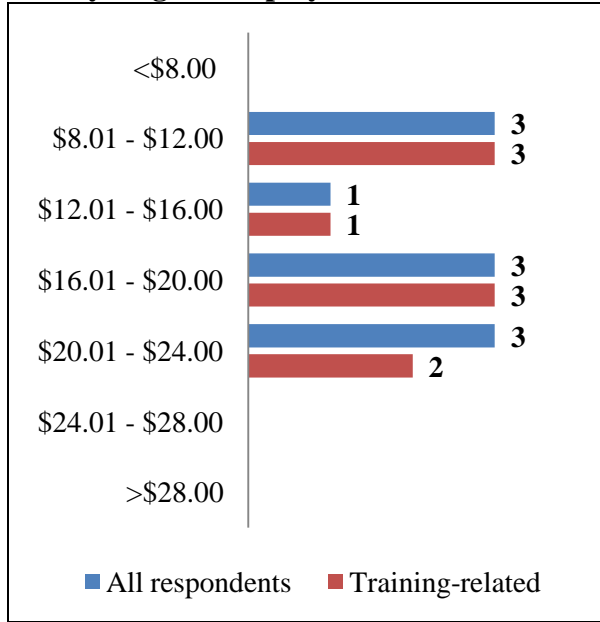
Employment summary [n=21]					
Employed	15 (71.4%)	Directly Related			8
		Somewhat Related			3
		Unrelated			4
			Yes	No	
Unemployed*	6 (28.6%)	Actively looking for work			6
		Employed at some point since graduation			6

Current employment status [n=15]								
	Total	Directly Related		Somewhat Related		Unrelated		Total
	n	n	%	n	%	n	%	%
Full-time Permanent	5	3	60.0	1	20.0	1	20.0	100.0
Full-time Temporary	2	2	100.0	0	0.0	0	0.0	100.0
Part-time Permanent	4	2	50.0	2	50.0	0	0.0	100.0
Part-time Temporary	3	0	0.0	0	0.0	3	100.0	100.0
Self-employment	0	0	0.0	0	0.0	0	0.0	0.0
Casual	1	1	100.0	0	0.0	0	0.0	100.0
Contractual	0	0	0.0	0	0.0	0	0.0	0.0
Seasonal	0	0	0.0	0	0.0	0	0.0	0.0
Total - Employed	15	8	53.3%	3	20.0%	4	26.7%	100.0%

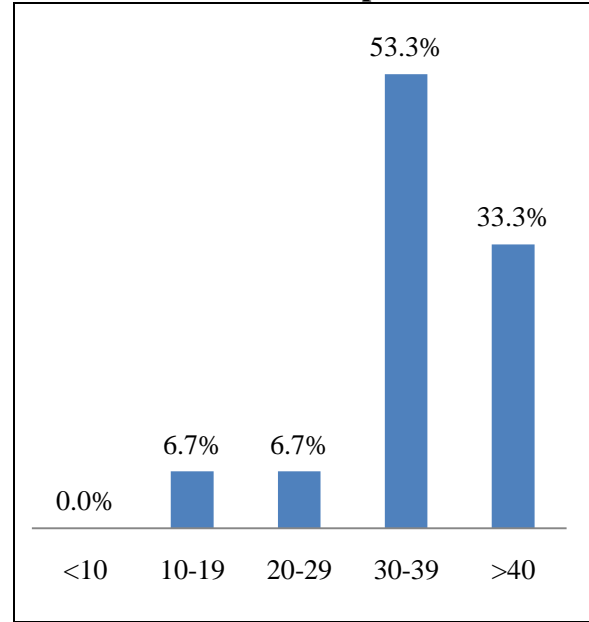
*Reason currently unemployed [n=6]		
	n	%
Cannot find suitable employment	2	33.3
Seasonal employment	0	0.0
No jobs in desired position	0	0.0
Enrolled in education/training	2	33.3
Require further training	0	0.0
Lack of experience	0	0.0
Presently unavailable to work	0	0.0
Other	2	33.3

Time to obtain training-related employment [n=17]		
	n	%
Job before graduation	3	17.6
3 months or less	7	41.2
4-6 months	0	0.0
7 or more months	2	11.8
No related job	5	29.4

Hourly wage of employment [n=10]



Number of hours worked per week [n=15]



Industry most associated with job [n=14]	
Resource Development [Mining, oil and gas]	0
Manufacturing	0
Construction	0
Transportation	0
Technology, Electronics and Communication	0
Wholesale and Retail	1
Finance, Insurance, Real Estate	1
Service	12
Media	0
Forestry, Fishery and Environment	0
Hospitality and Tourism	0
Other	0

Sample job titles

Office Administrator

Clerk II

Program Coordinator/Office Administrator

Employment services information [n=21]							
		Yes		No		Don't Know	
		n	%	n	%	n	%
Engaged in career planning prior to enrollment		6	28.6	14	66.7	1	4.8
Availed of career employment services at CNA	During program	13	61.9	8	66.7	0	0.0
	After graduation	0	0.0	21	100.0	0	0.0

Location of employment [n=15]				
Location	%	Province	n	%
In Province	93.3	Newfoundland and Labrador	14	93.3
Out of Province	6.7	Nova Scotia	0	0.0
		Prince Edward Island	0	0.0
		New Brunswick	0	0.0
		Quebec	1	6.7
		Ontario	0	0.0
		Manitoba	0	0.0
		Saskatchewan	0	0.0
		Alberta	0	0.0
		British Columbia	0	0.0
		Territories	0	0.0
		Outside Canada	0	0.0
Total	100.0		15	100.0

Program Information

Prior knowledge on program [n=21]		
	n	%
Very knowledgeable	3	14.3
Moderately knowledgeable	2	9.5
Somewhat knowledgeable	4	19.0
Slightly knowledgeable	9	42.9
Not at all knowledgeable	3	14.3

Reason for choosing program [n=21]		
	n	%
To be employed in this field	7	33.3
To update job skills	4	19.0
New skills for career change	2	9.5
For general interest	7	33.3
Other	1	4.8

Satisfaction ratings [n=21]							
	Overall Training		Employment Satisfaction		Quality of training		
	n	%	n	%	n	%	
Very satisfied	11	52.4	11	52.4	Excellent	9	42.9
Satisfied	9	42.9	7	33.3	Very good	9	42.9
Neutral	1	4.8	2	9.5	Good	3	14.3
Dissatisfied	0	0.0	1	4.8	Poor	0	0.0
Very dissatisfied	0	0.0	0	0.0	Very Poor	0	0.0

Recommend to others [n=21]						
	Yes		No		Don't know	
	n	%	n	%	n	%
Program	20	95.2	0	0.0	1	4.8
College of the North Atlantic	21	100.0	0	0.0	0	0.0

Further Education Summary [n=21]				
	Yes		No	
	n	%	n	%
Enrolled in further studies*	7	33.3	14	66.7
Registered as apprentice with Industrial Training Division	0	0.0	21	100.0
Further studies at CNA	6	28.9	15	71.4
Apprenticeship program with CNA	0	0.0	21	100.0
Apprenticeship program with other institution	0	0.0	21	100.0
Other post-secondary program	0	0.0	21	100.0
University program	1	4.8	20	95.2
Other program	0	0.0	21	100.0
CNA credential transferable to further studies	2	9.5	19	90.5

*Reason for taking further studies [n=7]		
	n	%
Job required further training	0	0.0
To upgrade qualifications in present field	4	57.1
Could not find employment related to training	1	14.3
Could not find ANY job	0	0.0
To enroll in an apprenticeship program	0	0.0
Other	2	28.6

Further studies - program type [n=7]		
	n	%
Certificate	1	14.3
Diploma	4	57.1
Degree	0	0.0
Trade - Entry Level	0	0.0
Apprenticeship	0	0.0
Other	2	28.6

Program: Office Administration – Executive (2 Year Diploma)

School: Business Studies

NOC: 1241

Campuses: Baie Verte, Bay St. George, Bonavista, Burin, Clarendville, Corner Brook, Grand Falls-Windsor, Happy Valley-Goose Bay, Placentia, Port-Aux-Basques, Prince Philip Drive, St. Anthony, Distributed Learning Service

Graduates: 115 (0 Males, 115 Females) Respondents: 50

Response Rate: 43.5%

Employment Information

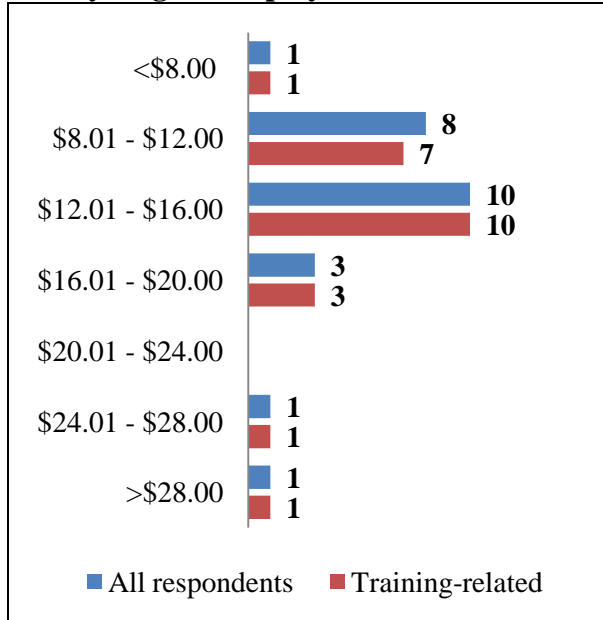
Employment summary [n=50]						
Employed	38 (76.0%)	Directly Related			31	
		Somewhat Related			5	
		Unrelated			2	
			Yes	No		
Unemployed*	12 (24.0%)	Actively looking for work			6	6
		Employed at some point since graduation			9	3
					12	

Current employment status [n=38]								
	Total	Directly Related		Somewhat Related		Unrelated		Total
	n	n	%	n	%	n	%	%
Full-time Permanent	16	13	81.3	3	18.8	0	0.0	100.0
Full-time Temporary	9	8	88.9	0	0.0	1	11.1	100.0
Part-time Permanent	1	1	100.0	0	0.0	0	0.0	100.0
Part-time Temporary	4	2	50.0	1	25.0	1	25.0	100.0
Self-employment	0	0	0.0	0	0.0	0	0.0	0.0
Casual	5	5	100.0	0	0.0	0	0.0	100.0
Contractual	3	3	100.0	0	0.0	0	0.0	100.0
Seasonal	0	0	0.0	0	0.0	0	0.0	0.0
Total - Employed	38	32	84.2%	4	10.5%	2	5.3%	100.0%

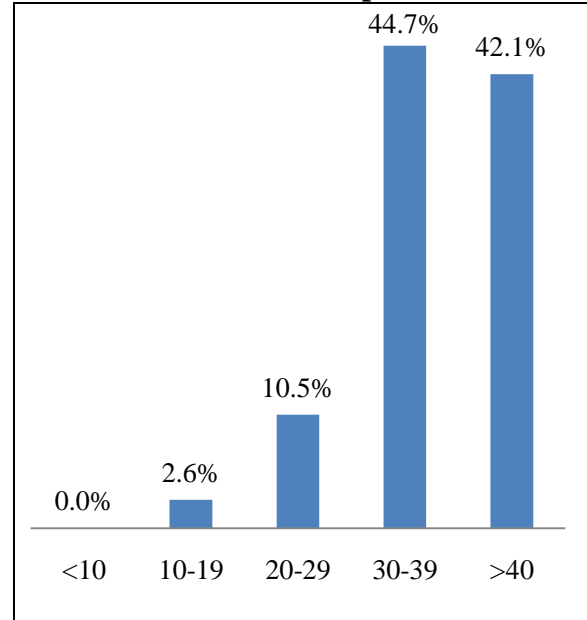
*Reason currently unemployed [n=11]		
	n	%
Cannot find suitable employment	1	9.1
Seasonal employment	1	9.1
No jobs in desired position	1	9.1
Enrolled in education/training	0	0.0
Require further training	0	0.0
Lack of experience	1	9.1
Presently unavailable to work	1	9.1
Other	6	54.5

Time to obtain training-related employment [n=47]		
	n	%
Job before graduation	17	36.2
3 months or less	23	48.9
4-6 months	1	2.1
7 or more months	2	4.3
No related job	4	8.5

Hourly wage of employment [n=23]



Number of hours worked per week [n=38]



Industry most associated with job [n=38]	
Resource Development [Mining, oil and gas]	1
Manufacturing	0
Construction	1
Transportation	0
Technology, Electronics and Communication	0
Wholesale and Retail	1
Finance, Insurance, Real Estate	0
Service	33
Media	0
Forestry, Fishery and Environment	0
Hospitality and Tourism	1
Other	1

Sample job titles

Word Processing Equipment Operator

Office Administrator

Human Resources Clerk

Employment services information [n=50]							
		Yes		No		Don't Know	
		n	%	n	%	n	%
Engaged in career planning prior to enrollment		15	30.0	33	66.0	2	4.0
Avalied of career employment services at CNA	During program	42	84.0	7	14.0	1	2.0
	After graduation	3	6.0	45	90.0	2	4.0

Location of employment [n=38]				
Location	%	Province	n	%
In Province	92.1	Newfoundland and Labrador	35	92.1
Out of Province	7.9	Nova Scotia	0	0.0
		Prince Edward Island	0	0.0
		New Brunswick	0	0.0
		Quebec	0	0.0
		Ontario	1	2.6
		Manitoba	0	0.0
		Saskatchewan	0	0.0
		Alberta	2	5.3
		British Columbia	0	0.0
		Territories	0	0.0
		Outside Canada	0	0.0
Total	100.0		38	100.0

Program Information

Prior knowledge on program [n=50]		
	n	%
Very knowledgeable	6	12.0
Moderately knowledgeable	11	22.0
Somewhat knowledgeable	19	38.0
Slightly knowledgeable	9	18.0
Not at all knowledgeable	5	10.0

Reason for choosing program [n=50]		
	n	%
To be employed in this field	28	56.0
To update job skills	2	4.0
New skills for career change	3	6.0
For general interest	16	32.0
Other	1	2.0

Satisfaction ratings [n=50]							
	Overall Training		Employment Satisfaction		Quality of training		
	n	%	n	%	n	%	
Very satisfied	35	70.0	35	70.0	Excellent	33	66.0
Satisfied	13	26.0	10	20.0	Very good	14	28.0
Neutral	2	4.0	4	8.0	Good	3	6.0
Dissatisfied	0	0.0	1	2.0	Poor	0	0.0
Very dissatisfied	0	0.0	0	0.0	Very Poor	0	0.0

Recommend to others [n=50]						
	Yes		No		Don't know	
	n	%	n	%	n	%
Program	50	100.0	0	0.0	0	0.0
College of the North Atlantic	50	100.0	0	0.0	0	0.0

Further Education Summary [n=50]				
	Yes		No	
	n	%	n	%
Enrolled in further studies*	5	10.0	45	90.0
Registered as apprentice with Industrial Training Division	0	0.0	50	100.0
Further studies at CNA	2	4.0	48	96.0
Apprenticeship program with CNA	0	0.0	50	100.0
Apprenticeship program with other institution	0	0.0	50	100.0
Other post-secondary program	0	0.0	50	100.0
University program	1	2.0	49	98.0
Other program	2	4.0	48	96.0
CNA credential transferable to further studies	2	4.0	48	96.0

*Reason for taking further studies [n=5]		
	n	%
Job required further training	2	40.0
To upgrade qualifications in present field	2	40.0
Could not find employment related to training	0	0.0
Could not find ANY job	0	0.0
To enroll in an apprenticeship program	0	0.0
Other	1	20.0

Further studies - program type [n=5]		
	n	%
Certificate	1	20.0
Diploma	3	60.0
Degree	1	20.0
Trade - Entry Level	0	0.0
Apprenticeship	0	0.0
Other	0	0.0

Program: Office Administration - Legal (2 Year Diploma)

School: Business Studies

NOC: 1242

Campuses: Prince Philip Drive

Graduates: 10 (0 Males, 10 Females) Respondents: 6

Response Rate: 60.0%

Employment Information


Employment summary [n=6]						
Employed	5 (83.3%)	Directly Related		4		
		Somewhat Related		1		
		Unrelated		0		
			Yes	No		
Unemployed*	1 (16.7%)	Actively looking for work		0	1	1
		Employed at some point since graduation		1	0	

Current employment status [n=5]								
	Total	Directly Related		Somewhat Related		Unrelated		Total
	n	n	%	n	%	n	%	%
Full-time Permanent	3	3	100.0	0	0.0	0	0.0	100.0
Full-time Temporary	2	1	50.0	1	50.0	0	0.0	100.0
Part-time Permanent	0	0	0.0	0	0.0	0	0.0	0.0
Part-time Temporary	0	0	0.0	0	0.0	0	0.0	0.0
Self-employment	0	0	0.0	0	0.0	0	0.0	0.0
Casual	0	0	0.0	0	0.0	0	0.0	0.0
Contractual	0	0	0.0	0	0.0	0	0.0	0.0
Seasonal	0	0	0.0	0	0.0	0	0.0	0.0
Total - Employed	5	4	80.0%	1	20.0%	0	0.0%	100.0%

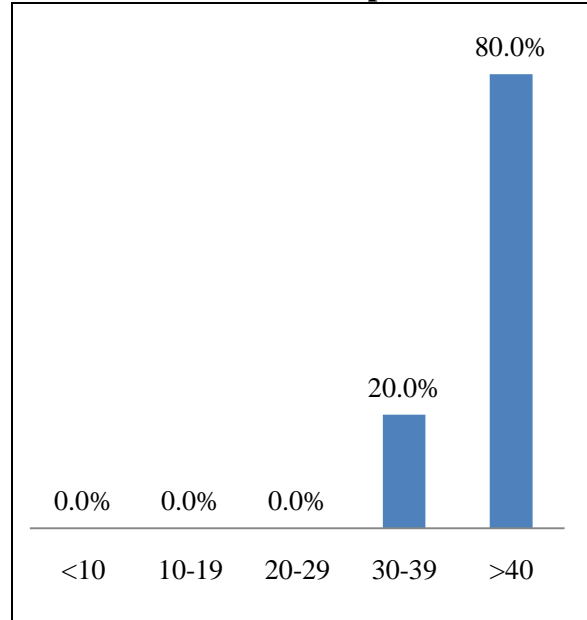
*Reason currently unemployed [n=1]		
	n	%
Cannot find suitable employment	0	0.0
Seasonal employment	0	0.0
No jobs in desired position	0	0.0
Enrolled in education/training	0	0.0
Require further training	0	0.0
Lack of experience	0	0.0
Presently unavailable to work	0	0.0
Other	1	100.0

Time to obtain training-related employment [n=6]		
	n	%
Job before graduation	3	50.0
3 months or less	3	50.0
4-6 months	0	0.0
7 or more months	0	0.0
No related job	0	0.0

Hourly wage of employment [n=4]



Number of hours worked per week [n=5]



Industry most associated with job [n=5]	
Resource Development [Mining, oil and gas]	0
Manufacturing	0
Construction	0
Transportation	0
Technology, Electronics and Communication	0
Wholesale and Retail	0
Finance, Insurance, Real Estate	0
Service	3
Media	0
Forestry, Fishery and Environment	0
Hospitality and Tourism	0
Other	2

Sample job titles

Legal Assistant
Clerk III

Employment services information [n=6]							
		Yes		No		Don't Know	
		n	%	n	%	n	%
Engaged in career planning prior to enrollment		1	16.7	5	83.3	0	0.0
Avalied of career employment services at CNA	During the program	5	83.3	1	16.7	0	0.0
	After graduation	0	0.0	6	100.0	0	0.0

Location of employment [n=5]				
Location	%	Province	n	%
In Province	100.0	Newfoundland and Labrador	5	100.0
Out of Province	0.0	Nova Scotia	0	0.0
		Prince Edward Island	0	0.0
		New Brunswick	0	0.0
		Quebec	0	0.0
		Ontario	0	0.0
		Manitoba	0	0.0
		Saskatchewan	0	0.0
		Alberta	0	0.0
		British Columbia	0	0.0
		Territories	0	0.0
		Outside Canada	0	0.0
Total	100.0		5	100.0

Program Information

Prior knowledge on program [n=6]		
	n	%
Very knowledgeable	0	0.0
Moderately knowledgeable	2	33.3
Somewhat knowledgeable	3	50.0
Slightly knowledgeable	1	16.7
Not at all knowledgeable	0	0.0

Reason for choosing program [n=6]		
	n	%
To be employed in this field	1	16.7
To update job skills	0	0.0
New skills for career change	0	0.0
For general interest	5	83.3
Other	0	0.0

Satisfaction ratings [n=6]							
	Overall Training		Employment Satisfaction		Quality of training		
	n	%	n	%	n	%	
Very satisfied	3	50.0	3	50.0	Excellent	3	50.0
Satisfied	2	33.3	3	50.0	Very good	3	50.0
Neutral	0	4.8	0	0.0	Good	0	0.0
Dissatisfied	0	0.0	0	0.0	Poor	0	0.0
Very dissatisfied	1	16.7	0	0.0	Very Poor	0	0.0

Recommend to others [n=6]						
	Yes		No		Don't know	
	n	%	n	%	n	%
Program	6	100.0	0	0.0	0	0.0
College of the North Atlantic	6	100.0	0	0.0	0	0.0

Further Education Summary [n=6]				
	Yes		No	
	n	%	n	%
Enrolled in further studies*	0	0.0	6	100.0
Registered as apprentice with Industrial Training Division	0	0.0	6	100.0
Further studies at CNA	0	0.0	6	100.0
Apprenticeship program with CNA	0	0.0	6	100.0
Apprenticeship program with other institution	0	0.0	6	100.0
Other post-secondary program	0	0.0	6	100.0
University program	0	0.0	6	100.0
Other program	0	0.0	6	100.0
CNA credential transferable to further studies	0	0.0	6	100.0

*Reason for taking further studies [n=0]		
	n	%
Job required further training	0	0.0
To upgrade qualifications in present field	0	0.0
Could not find employment related to training	0	0.0
Could not find ANY job	0	0.0
To enroll in an apprenticeship program	0	0.0
Other	0	0.0

Further studies - program type [n=0]		
	n	%
Certificate	0	0.0
Diploma	0	0.0
Degree	0	0.0
Trade - Entry Level	0	0.0
Apprenticeship	0	0.0
Other	0	0.0

Program: Office Administration - Medical (2 Year Diploma)

School: Business Studies

NOC: 1243

Campuses: Grand Falls-Windsor, Prince Philip Drive, Distributed Learning Service

Graduates: 27 (0 Males, 27 Females)

Respondents: 10

Response Rate: 37.0%

Employment Information

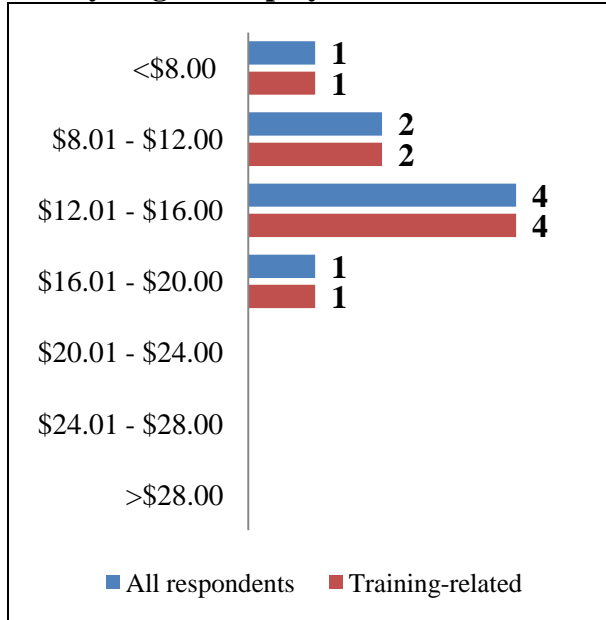
Employment summary [n=10]						
Employed	9 (90.0%)	Directly Related		5		
		Somewhat Related		4		
		Unrelated		0		
			Yes	No		
Unemployed*	1 (10.0%)	Actively looking for work		1	0	1
		Employed at some point since graduation		1	0	

Current employment status [n=9]								
	Total	Directly Related		Somewhat Related		Unrelated		Total
	n	n	%	n	%	n	%	%
Full-time Permanent	2	2	100.0	0	0.0	0	0.0	100.0
Full-time Temporary	1	0	0.0	1	100.0	0	0.0	100.0
Part-time Permanent	1	0	0.0	1	100.0	0	0.0	100.0
Part-time Temporary	0	0	0.0	0	0.0	0	0.0	0.0
Self-employment	0	0	0.0	0	0.0	0	0.0	0.0
Casual	3	3	100.0	0	0.0	0	0.0	100.0
Contractual	2	0	0.0	2	100.0	0	0.0	100.0
Seasonal	0	0	0.0	0	0.0	0	0.0	0.0
Total - Employed	9	5	55.6%	4	44.4%	0	0.0%	100.0%

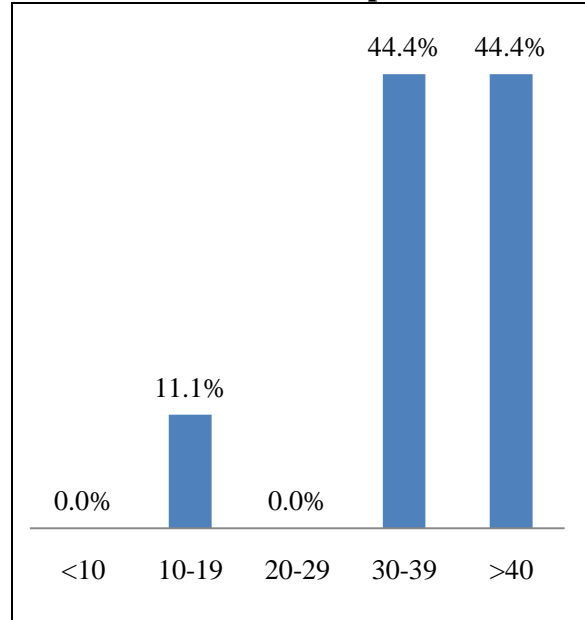
*Reason currently unemployed [n=1]		
	n	%
Cannot find suitable employment	1	100.0
Seasonal employment	0	0.0
No jobs in desired position	0	0.0
Enrolled in education/training	0	0.0
Require further training	0	0.0
Lack of experience	0	0.0
Presently unavailable to work	0	0.0
Other	0	0.0

Time to obtain training-related employment [n=10]		
	n	%
Job before graduation	2	20.0
3 months or less	6	60.0
4-6 months	0	0.0
7 or more months	0	0.0
No related job	2	20.0

Hourly wage of employment [n=8]



Number of hours worked per week [n=9]



Industry most associated with job [n=9]	
Resource Development [Mining, oil and gas]	0
Manufacturing	0
Construction	0
Transportation	0
Technology, Electronics and Communication	0
Wholesale and Retail	0
Finance, Insurance, Real Estate	0
Service	6
Media	0
Forestry, Fishery and Environment	0
Hospitality and Tourism	0
Other	3

Sample job titles

- Clerk II
- Admissions Clerk
- Physiotherapist Aid

Employment services information [n=10]							
		Yes		No		Don't Know	
		n	%	n	%	n	%
Engaged in career planning prior to enrollment		3	30.0	7	70.0	0	0.0
Availed of career employment services at CNA	During program	7	70.0	3	30.0	1	9.1
	After graduation	0	0.0	10	100.0	0	0.0

Location of employment [n=9]				
Location	%	Province	n	%
In Province	80.0	Newfoundland and Labrador	8	80.0
Out of Province	10.0	Nova Scotia	0	0.0
		Prince Edward Island	0	0.0
		New Brunswick	0	0.0
		Quebec	0	0.0
		Ontario	0	0.0
		Manitoba	0	0.0
		Saskatchewan	1	10.0
		Alberta	0	0.0
		British Columbia	0	0.0
		Territories	0	0.0
		Outside Canada	0	0.0
Total	100.0		9	100.0

Program Information

Prior knowledge on program [n=10]		
	n	%
Very knowledgeable	1	10.0
Moderately knowledgeable	1	10.0
Somewhat knowledgeable	6	60.0
Slightly knowledgeable	1	10.0
Not at all knowledgeable	1	10.0

Reason for choosing program [n=10]		
	n	%
To be employed in this field	3	30.0
To update job skills	0	0.0
New skills for career change	0	0.0
For general interest	6	60.0
Other	1	10.0

Satisfaction ratings [n=10]							
	Overall Training		Employment Satisfaction		Quality of training		
	n	%	n	%	n	%	
Very satisfied	7	70.0	4	40.0	Excellent	6	60.0
Satisfied	1	10.0	4	40.0	Very good	3	30.0
Neutral	2	20.0	2	20.0	Good	1	10.0
Dissatisfied	0	0.0	0	0.0	Poor	0	0.0
Very dissatisfied	0	0.0	0	0.0	Very Poor	0	0.0

Recommend to others [n=10]						
	Yes		No		Don't know	
	n	%	n	%	n	%
Program	10	100.0	0	0.0	0	0.0
College of the North Atlantic	10	100.0	0	0.0	0	0.0

Further Education Summary [n=10]				
	Yes		No	
	n	%	n	%
Enrolled in further studies*	3	30.0	7	70.0
Registered as apprentice with Industrial Training Division	0	0.0	10	100.0
Further studies at CNA	2	20.0	8	80.0
Apprenticeship program with CNA	0	0.0	11	100.0
Apprenticeship program with other institution	0	0.0	11	100.0
Other post-secondary program	0	0.0	11	100.0
University program	0	0.0	11	100.0
Other program	1	10.0	9	90.0
CNA credential transferable to further studies	3	30.0	7	70.0

*Reason for taking further studies [n=3]		
	n	%
Job required further training	1	10.0
To upgrade qualifications in present field	1	10.0
Could not find employment related to training	0	0.0
Could not find ANY job	0	0.0
To enroll in an apprenticeship program	0	0.0
Other	1	10.0

Further studies - program type [n=3]		
	n	%
Certificate	1	33.3
Diploma	1	33.3
Degree	0	0.0
Trade - Entry Level	0	0.0
Apprenticeship	0	0.0
Other	1	33.3

Program: Computer Support Specialist (2 Year Diploma)

School: Information Technology

NOC: 2281

Campuses: Corner Brook, Prince Philip Drive

Graduates: 24 (21 Males, 3 Females)

Respondents: 20

Response Rate: 83.3%

Employment Information

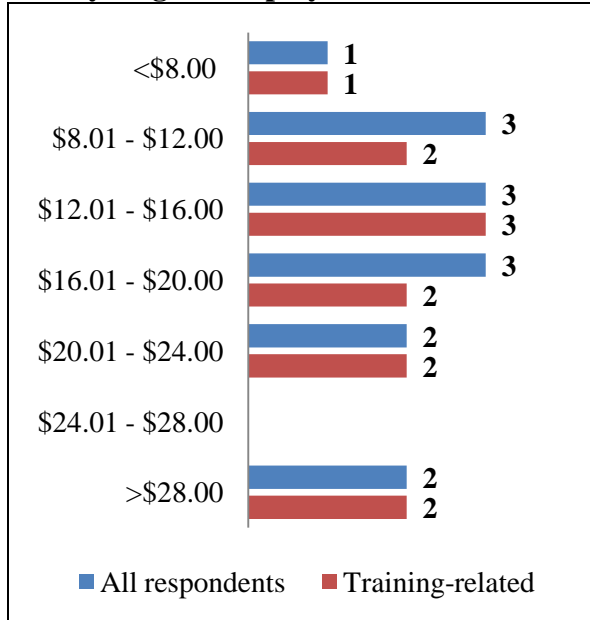
Employment summary [n=20]						
Employed	17 (85.0%)	Directly Related		13		
		Somewhat Related		1		
		Unrelated		3		
			Yes	No		
Unemployed*	3 (15.0%)	Actively looking for work		1	2	0
		Employed at some point since graduation		1	2	

Current employment status [n=17]								
	Total	Directly Related		Somewhat Related		Unrelated		Total
	n	n	%	n	%	n	%	%
Full-time Permanent	10	10	100.0	0	0.0	0	0.0	100.0
Full-time Temporary	4	2	50.0	0	0.0	2	50.0	100.0
Part-time Permanent	0	0	0.0	0	0.0	0	0.0	0.0
Part-time Temporary	0	0	0.0	0	0.0	0	0.0	0.0
Self-employment	0	0	0.0	0	0.0	0	0.0	0.0
Casual	0	0	0.0	0	0.0	0	0.0	0.0
Contractual	3	1	33.3	1	33.3	1	33.3	100.0
Seasonal	0	0	0.0	0	0.0	0	0.0	0.0
Total - Employed	17	13	76.5%	1	5.9%	3	17.6%	100.0%

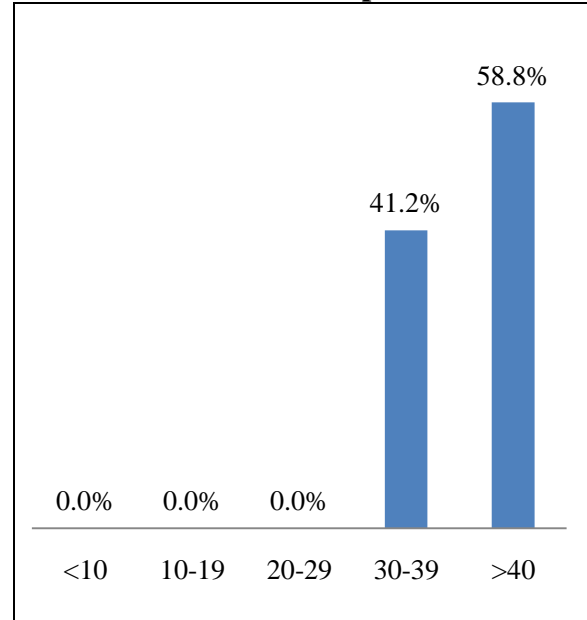
*Reason currently unemployed [n=3]		
	n	%
Cannot find suitable employment	0	0.0
Seasonal employment	1	33.3
No jobs in desired position	0	0.0
Enrolled in education/training	0	0.0
Require further training	0	0.0
Lack of experience	0	0.0
Presently unavailable to work	0	0.0
Other	2	66.7

Time to obtain training-related employment [n=18]		
	n	%
Job before graduation	8	44.4
3 months or less	6	33.3
4-6 months	1	5.6
7 or more months	0	0.0
No related job	3	16.7

Hourly wage of employment [n=14]



Number of hours worked per week [n=17]



Industry most associated with job [n=17]	
Resource Development [Mining, oil and gas]	0
Manufacturing	0
Construction	0
Transportation	0
Technology, Electronics and Communication	6
Wholesale and Retail	0
Finance, Insurance, Real Estate	0
Service	7
Media	0
Forestry, Fishery and Environment	0
Hospitality and Tourism	0
Other	4

Sample job titles

- Computer Support Specialist
- IT Manager
- IT Analyst

Employment services information [n=20]							
		Yes		No		Don't Know	
		n	%	n	%	n	%
Engaged in career planning prior to enrollment		4	20.0	14	70.0	2	10.0
Availed of career employment services at CNA	During program	14	70.0	5	25.0	1	5.0
	After graduation	1	5.0	18	90.0	1	5.0

Location of employment [n=17]				
Location	%	Province	n	%
In Province	82.4	Newfoundland and Labrador	14	82.4
Out of Province	17.6	Nova Scotia	1	5.9
		Prince Edward Island	0	0.0
		New Brunswick	0	0.0
		Quebec	0	0.0
		Ontario	2	11.8
		Manitoba	0	0.0
		Saskatchewan	0	0.0
		Alberta	0	0.0
		British Columbia	0	0.0
		Territories	0	0.0
		Outside Canada	0	0.0
Total	100.0		17	100.0

Program Information

Prior knowledge on program [n=20]		
	n	%
Very knowledgeable	1	5.0
Moderately knowledgeable	9	45.0
Somewhat knowledgeable	6	30.0
Slightly knowledgeable	4	20.0
Not at all knowledgeable	0	0.0

Reason for choosing program [n=20]		
	n	%
To be employed in this field	10	50.0
To update job skills	3	15.0
New skills for career change	0	0.0
For general interest	6	30.0
Other	1	5.0

Satisfaction ratings [n=20]							
	Overall Training		Employment Satisfaction		Quality of training		
	n	%	n	%	n	%	
Very satisfied	8	40.0	8	40.0	Excellent	10	50.0
Satisfied	10	50.0	9	45.0	Very good	10	50.0
Neutral	2	10.0	3	15.0	Good	0	0.0
Dissatisfied	0	0.0	0	0.0	Poor	0	0.0
Very dissatisfied	0	0.0	0	0.0	Very Poor	0	0.0

Recommend to others [n=20]						
	Yes		No		Don't know	
	n	%	n	%	n	%
Program	19	95.0	1	5.0	0	0.0
College of the North Atlantic	20	100.0	0	0.0	0	0.0

Further Education Summary [n=20]				
	Yes		No	
	n	%	n	%
Enrolled in further studies*	2	10.0	18	90.0
Registered as apprentice with Industrial Training Division	0	0.0	20	100.0
Further studies at CNA	1	5.0	19	95.0
Apprenticeship program with CNA	0	0.0	20	100.0
Apprenticeship program with other institution	0	0.0	20	100.0
Other post-secondary program	0	0.0	20	100.0
University program	1	5.0	19	95.0
Other program	0	0.0	20	100.0
CNA credential transferable to further studies	0	0.0	20	100.0

*Reason for taking further studies [n=2]		
	n	%
Job required further training	0	0.0
To upgrade qualifications in present field	1	50.0
Could not find employment related to training	0	0.0
Could not find ANY job	0	0.0
To enroll in an apprenticeship program	0	0.0
Other	1	50.0

Further studies - program type [n=2]		
	n	%
Certificate	1	50.0
Diploma	1	50.0
Degree	0	0.0
Trade - Entry Level	0	0.0
Apprenticeship	0	0.0
Other	0	0.0

Program: Internet Application Developer (3 Year Diploma)

School: Information Technology

NOC: 2175

Campuses: Corner Brook

Graduates: 10 (6 Males, 4 Females)

Respondents: 5

Response Rate: 50.0%

Employment Information

Employment summary [n=5]						
Employed	4 (80.0%)	Directly Related		4		
		Somewhat Related		0		
		Unrelated		0		
			Yes	No		
Unemployed*	1 (20.0%)	Actively looking for work		1	0	1
		Employed at some point since graduation		1	0	

Current employment status [n=4]								
	Total	Directly Related		Somewhat Related		Unrelated		Total
	n	n	%	n	%	n	%	%
Full-time Permanent	4	4	100.0	0	0.0	0	0.0	100.0
Full-time Temporary	0	0	0.0	0	0.0	0	0.0	0.0
Part-time Permanent	0	0	0.0	0	0.0	0	0.0	0.0
Part-time Temporary	0	0	0.0	0	0.0	0	0.0	0.0
Self-employment	0	0	0.0	0	0.0	0	0.0	0.0
Casual	0	0	0.0	0	0.0	0	0.0	0.0
Contractual	0	0	0.0	0	0.0	0	0.0	0.0
Seasonal	0	0	0.0	0	0.0	0	0.0	0.0
Total - Employed	4	4	100.0%	0	0.0%	0	0.0%	100.0%

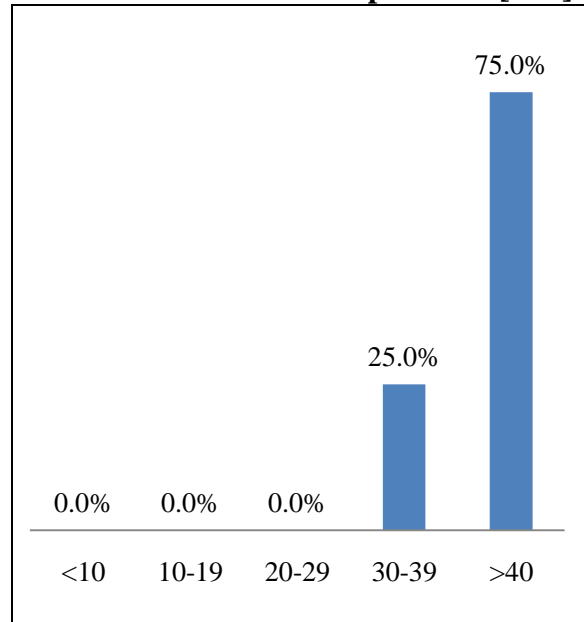
*Reason currently unemployed [n=1]		
	n	%
Cannot find suitable employment	1	100.0
Seasonal employment	0	0.0
No jobs in desired position	0	0.0
Enrolled in education/training	0	0.0
Require further training	0	0.0
Lack of experience	0	0.0
Presently unavailable to work	0	0.0
Other	0	0.0

Time to obtain training-related employment [n=5]		
	n	%
Job before graduation	2	40.0
3 months or less	1	20.0
4-6 months	1	20.0
7 or more months	0	0.0
No related job	1	20.0

Hourly wage of employment [n=2]



Number of hours worked per week [n=4]



Industry most associated with job [n=4]	
Resource Development [Mining, oil and gas]	0
Manufacturing	0
Construction	0
Transportation	0
Technology, Electronics and Communication	2
Wholesale and Retail	0
Finance, Insurance, Real Estate	0
Service	1
Media	0
Forestry, Fishery and Environment	0
Hospitality and Tourism	0
Other	1

Sample job titles

Web Developer
 Consultant

Employment services information [n=5]							
		Yes		No		Don't Know	
		n	%	n	%	n	%
Engaged in career planning prior to enrollment		2	40.0	3	60.0	0	0.0
Availed of career employment services at CNA	During program	3	60.0	1	20.0	1	20.0
	After graduation	0	0.0	5	100.0	0	0.0

Location of employment [n=4]				
Location	%	Province	n	%
In Province	100.0	Newfoundland and Labrador	4	100.0
Out of Province	0.0	Nova Scotia	0	0.0
		Prince Edward Island	0	0.0
		New Brunswick	0	0.0
		Quebec	0	0.0
		Ontario	0	0.0
		Manitoba	0	0.0
		Saskatchewan	0	0.0
		Alberta	0	0.0
		British Columbia	0	0.0
		Territories	0	0.0
		Outside Canada	0	0.0
Total	100.0		4	100.0

Program Information

Prior knowledge on program [n=5]		
	n	%
Very knowledgeable	2	40.0
Moderately knowledgeable	0	0.0
Somewhat knowledgeable	1	20.0
Slightly knowledgeable	2	40.0
Not at all knowledgeable	0	0.0

Reason for choosing program [n=5]		
	n	%
To be employed in this field	3	60.0
To update job skills	0	0.0
New skills for career change	0	0.0
For general interest	2	40.0
Other	0	0.0

Satisfaction ratings [n=5]							
	Overall Training		Employment Satisfaction		Quality of training		
	n	%	n	%	n	%	
Very satisfied	2	40.0	3	60.0	Excellent	2	40.0
Satisfied	3	60.0	2	40.0	Very good	3	60.0
Neutral	0	10.0	0	0.0	Good	0	0.0
Dissatisfied	0	0.0	0	0.0	Poor	0	0.0
Very dissatisfied	0	0.0	0	0.0	Very Poor	0	0.0

Recommend to others [n=5]						
	Yes		No		Don't know	
	n	%	n	%	n	%
Program	5	100.0	0	0.0	0	0.0
College of the North Atlantic	5	100.0	0	0.0	0	0.0

Further Education Summary [n=5]				
	Yes		No	
	n	%	n	%
Enrolled in further studies*	0	0.0	5	100.0
Registered as apprentice with Industrial Training Division	0	0.0	5	100.0
Further studies at CNA	0	0.0	5	100.0
Apprenticeship program with CNA	0	0.0	5	100.0
Apprenticeship program with other institution	0	0.0	5	100.0
Other post-secondary program	0	0.0	5	100.0
University program	0	0.0	5	100.0
Other program	0	0.0	5	100.0
CNA credential transferable to further studies	0	0.0	5	100.0

*Reason for taking further studies [n=0]		
	n	%
Job required further training	0	0.0
To upgrade qualifications in present field	0	0.0
Could not find employment related to training	0	0.0
Could not find ANY job	0	0.0
To enroll in an apprenticeship program	0	0.0
Other	0	0.0

Further studies - program type [n=0]		
	n	%
Certificate	0	0.0
Diploma	0	0.0
Degree	0	0.0
Trade - Entry Level	0	0.0
Apprenticeship	0	0.0
Other	0	0.0

Program: Programmer Analyst (Business) Co-op (3 Year Diploma)

School: Information Technology

NOC: 2171

Campuses: Prince Philip Drive

Graduates: 18 (13 Males, 5 Females)

Respondents: 12

Response Rate: 66.7%

Employment Information

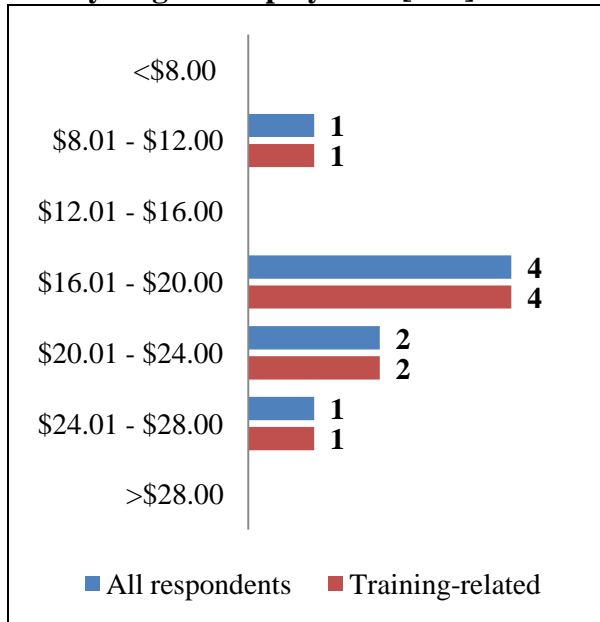
Employment summary [n=12]						
Employed	11 (91.7%)	Directly Related		6		
		Somewhat Related		4		
		Unrelated		1		
			Yes	No		
Unemployed*	1 (8.3%)	Actively looking for work		0	0	1
		Employed at some point since graduation		1	0	

Current employment status [n=11]								
	Total	Directly Related		Somewhat Related		Unrelated		Total
	n	n	%	n	%	n	%	%
Full-time Permanent	5	4	80.0	1	20.0	0	0.0	100.0
Full-time Temporary	2	1	50.0	1	50.0	0	0.0	100.0
Part-time Permanent	2	1	50.0	0	0.0	1	50.0	100.0
Part-time Temporary	1	0	0.0	1	100.0	0	0.0	100.0
Self-employment	0	0	0.0	0	0.0	0	0.0	0.0
Casual	0	0	0.0	0	0.0	0	0.0	0.0
Contractual	1	0	0.0	1	100.0	0	0.0	100.0
Seasonal	0	0	0.0	0	0.0	0	0.0	0.0
Total - Employed	11	6	54.5%	4	36.4%	1	9.1%	100.0%

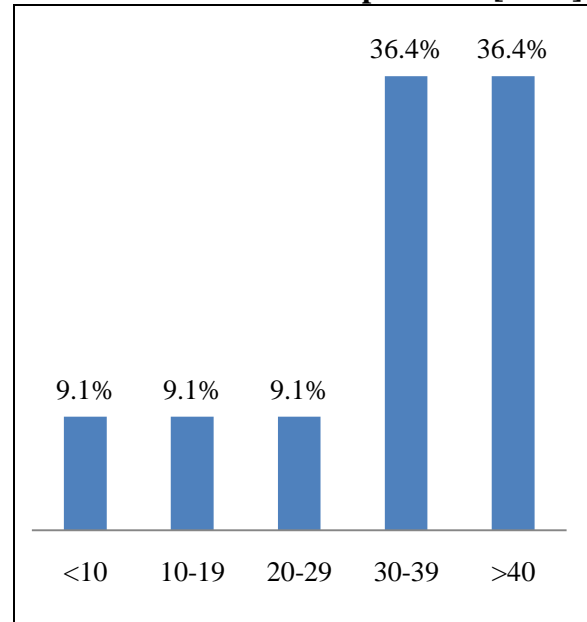
*Reason currently unemployed [n=1]		
	n	%
Cannot find suitable employment	0	0.0
Seasonal employment	0	0.0
No jobs in desired position	0	0.0
Enrolled in education/training	0	0.0
Require further training	0	0.0
Lack of experience	0	0.0
Presently unavailable to work	0	0.0
Other	1	100.0

Time to obtain training-related employment [n=12]		
	n	%
Job before graduation	3	25.0
3 months or less	4	33.3
4-6 months	1	8.3
7 or more months	2	16.7
No related job	2	16.7

Hourly wage of employment [n=8]



Number of hours worked per week [n=11]



Industry most associated with job [n=11]	
Resource Development [Mining, oil and gas]	1
Manufacturing	0
Construction	0
Transportation	0
Technology, Electronics and Communication	5
Wholesale and Retail	1
Finance, Insurance, Real Estate	0
Service	2
Media	0
Forestry, Fishery and Environment	0
Hospitality and Tourism	0
Other	2

Sample job titles

- Systems Analyst
- Software Developer
- Internet Developer

Employment services information [n=12]							
	Yes		No		Don't Know		
	n	%	n	%	n	%	
Engaged in career planning prior to enrollment	3	25.0	8	66.7	1	8.3	
Availed of career employment services at CNA	During program	7	58.3	3	25.0	2	16.7
	After graduation	0	0.0	11	91.7	1	8.3

Location of employment [n=11]				
Location	%	Province	n	%
In Province	90.9	Newfoundland and Labrador	10	90.9
Out of Province	9.1	Nova Scotia	0	0.0
		Prince Edward Island	0	0.0
		New Brunswick	0	0.0
		Quebec	0	0.0
		Ontario	0	0.0
		Manitoba	0	0.0
		Saskatchewan	0	0.0
		Alberta	1	9.1
		British Columbia	0	0.0
		Territories	0	0.0
Outside Canada	0	0.0	0	0.0
Total	100.0		11	100.0

Program Information

Prior knowledge on program [n=12]		
	n	%
Very knowledgeable	0	0.0
Moderately knowledgeable	2	16.7
Somewhat knowledgeable	5	41.7
Slightly knowledgeable	2	16.7
Not at all knowledgeable	3	25.0

Reason for choosing program [n=12]		
	n	%
To be employed in this field	7	58.3
To update job skills	0	0.0
New skills for career change	1	8.3
For general interest	3	25.0
Other	1	8.3

Satisfaction ratings [n=12]							
	Overall Training		Employment Satisfaction		Quality of training		
	n	%	n	%	n	%	
Very satisfied	4	33.3	4	33.3	Excellent	5	41.7
Satisfied	7	58.3	7	58.3	Very good	5	41.7
Neutral	0	0.0	0	0.0	Good	2	16.7
Dissatisfied	1	8.3	1	8.3	Poor	0	0.0
Very dissatisfied	0	0.0	0	0.0	Very Poor	0	0.0

Recommend to others [n=12]						
	Yes		No		Don't know	
	n	%	n	%	n	%
Program	11	91.7	0	0.0	1	8.3
College of the North Atlantic	11	91.7	0	0.0	1	8.3

Further Education Summary [n=12]				
	Yes		No	
	n	%	n	%
Enrolled in further studies*	1	8.3	11	91.7
Registered as apprentice with Industrial Training Division	0	0.0	12	100.0
Further studies at CNA	1	8.3	11	91.7
Apprenticeship program with CNA	0	0.0	12	100.0
Apprenticeship program with other institution	0	0.0	12	100.0
Other post-secondary program	0	0.0	12	100.0
University program	0	0.0	12	100.0
Other program	0	0.0	12	100.0
CNA credential transferable to further studies	1	8.3	11	91.7

*Reason for taking further studies [n=1]		
	n	%
Job required further training	0	0.0
To upgrade qualifications in present field	0	0.0
Could not find employment related to training	0	0.0
Could not find ANY job	0	0.0
To enroll in an apprenticeship program	0	0.0
Other	1	100.0

Further studies - program type [n=1]		
	n	%
Certificate	0	0.0
Diploma	1	100.0
Degree	0	0.0
Trade - Entry Level	0	0.0
Apprenticeship	0	0.0
Other	0	0.0

Program: Aircraft Maintenance Engineering Technology (3 Year Diploma)

School: Engineering Technology

NOC: 2244

Campuses: Gander

Graduates: 9 (9 Males, 0 Females)

Respondents: 7

Response Rate: 77.8%

Employment Information

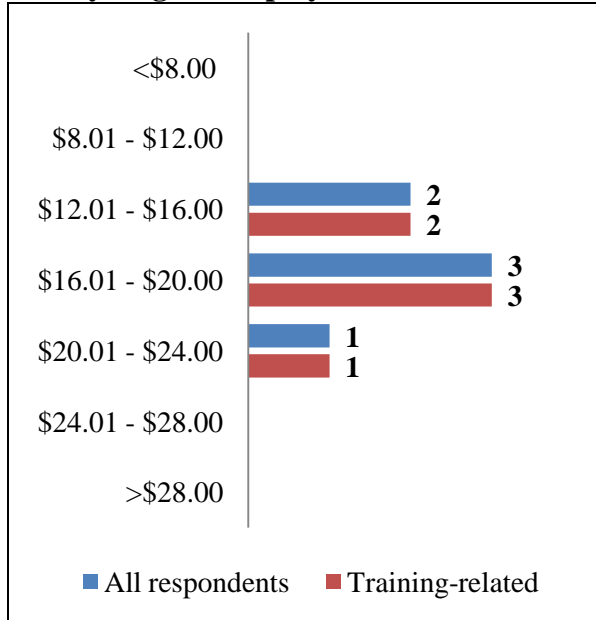
Employment summary [n=7]						
Employed	7 (100.0%)	Directly Related		7		
		Somewhat Related		0		
		Unrelated		0		
			Yes	No		
Unemployed*	0 (0.0%)	Actively looking for work		0	0	0
		Employed at some point since graduation		0	0	

Current employment status [n=6]								
	Total	Directly Related		Somewhat Related		Unrelated		Total
	n	n	%	n	%	n	%	%
Full-time Permanent	7	7	100.0	0	0.0	0	0.0	100.0
Full-time Temporary	0	0	0.0	0	0.0	0	0.0	0.0
Part-time Permanent	0	0	0.0	0	0.0	0	0.0	0.0
Part-time Temporary	0	0	0.0	0	0.0	0	0.0	0.0
Self-employment	0	0	0.0	0	0.0	0	0.0	0.0
Casual	0	0	0.0	0	0.0	0	0.0	0.0
Contractual	0	0	0.0	0	0.0	0	0.0	0.0
Seasonal	0	0	0.0	0	0.0	0	0.0	0.0
Total - Employed	7	7	100.0%	0	0.0%	0	0.0%	100.0%

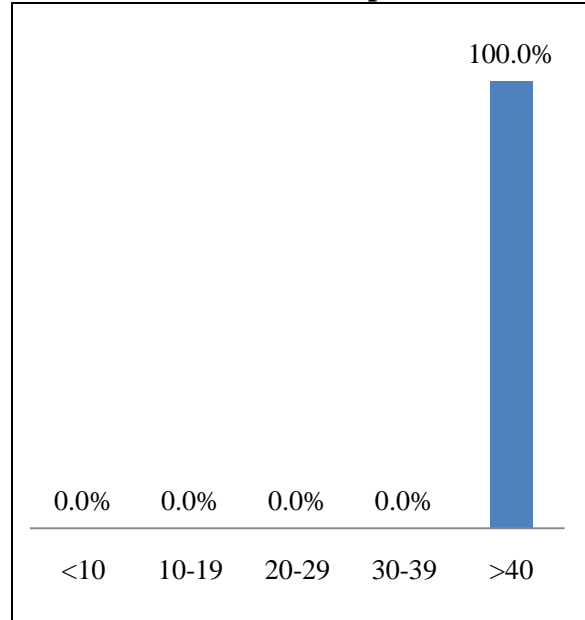
*Reason currently unemployed [n=0]		
	n	%
Cannot find suitable employment	0	0.0
Seasonal employment	0	0.0
No jobs in desired position	0	0.0
Enrolled in education/training	0	0.0
Require further training	0	0.0
Lack of experience	0	0.0
Presently unavailable to work	0	0.0
Other	0	0.0

Time to obtain training-related employment [n=7]		
	n	%
Job before graduation	2	28.6
3 months or less	5	71.4
4-6 months	0	0.0
7 or more months	0	0.0
No related job	0	0.0

Hourly wage of employment [n=6]



Number of hours worked per week [n=7]



Industry most associated with job [n=7]	
Resource Development [Mining, oil and gas]	0
Manufacturing	0
Construction	0
Transportation	0
Technology, Electronics and Communication	0
Wholesale and Retail	0
Finance, Insurance, Real Estate	0
Service	0
Media	0
Forestry, Fishery and Environment	0
Hospitality and Tourism	0
Other	7

Sample job titles

Aircraft Maintenance Engineering Technologist
Avionics Technician

Employment services information [n=7]							
		Yes		No		Don't Know	
		n	%	n	%	n	%
Engaged in career planning prior to enrollment		0	0.0	7	100.0	0	0.0
Availed of career employment services at CNA	During program	6	85.7	1	14.3	0	0.0
	After graduation	0	0.0	7	100.0	0	0.0

Location of employment [n=7]				
Location	%	Province	n	%
In Province	71.4	Newfoundland and Labrador	5	71.4
Out of Province	28.6	Nova Scotia	1	14.3
		Prince Edward Island	0	0.0
		New Brunswick	0	0.0
		Quebec	0	0.0
		Ontario	0	0.0
		Manitoba	0	0.0
		Saskatchewan	0	0.0
		Alberta	0	0.0
		British Columbia	0	0.0
		Territories	1	14.3
		Outside Canada	0	0.0
Total	100.0		7	100.0

Program Information

Prior knowledge on program [n=7]		
	n	%
Very knowledgeable	1	14.3
Moderately knowledgeable	2	28.6
Somewhat knowledgeable	0	0.0
Slightly knowledgeable	1	14.3
Not at all knowledgeable	3	42.9

Reason for choosing program [n=7]		
	n	%
To be employed in this field	4	57.1
To update job skills	0	0.0
New skills for career change	0	0.0
For general interest	3	42.9
Other	0	0.0

Satisfaction ratings [n=7]							
	Overall Training		Employment Satisfaction		Quality of training		
	n	%	n	%	n	%	
Very satisfied	7	100.0	5	71.4	Excellent	5	71.4
Satisfied	0	0.0	1	14.3	Very good	1	14.3
Neutral	0	0.0	0	0.0	Good	1	14.3
Dissatisfied	0	0.0	1	14.3	Poor	0	0.0
Very dissatisfied	0	0.0	0	0.0	Very Poor	0	0.0

Recommend to others [n=7]						
	Yes		No		Don't know	
	n	%	n	%	n	%
Program	6	85.7	0	0.0	1	14.3
College of the North Atlantic	7	100.0	0	0.0	0	0.0

Further Education Summary [n=7]				
	Yes		No	
	n	%	n	%
Enrolled in further studies*	0	0.0	7	100.0
Registered as apprentice with Industrial Training Division	0	0.0	7	100.0
Further studies at CNA	0	0.0	7	100.0
Apprenticeship program with CNA	0	0.0	7	100.0
Apprenticeship program with other institution	0	0.0	7	100.0
Other post-secondary program	0	0.0	7	100.0
University program	0	0.0	7	100.0
Other program	0	0.0	7	100.0
CNA credential transferable to further studies	0	0.0	7	100.0

*Reason for taking further studies [n=0]		
	n	%
Job required further training	0	0.0
To upgrade qualifications in present field	0	0.0
Could not find employment related to training	0	0.0
Could not find ANY job	0	0.0
To enroll in an apprenticeship program	0	0.0
Other	0	0.0

Further studies - program type [n=0]		
	n	%
Certificate	0	0.0
Diploma	0	0.0
Degree	0	0.0
Trade - Entry Level	0	0.0
Apprenticeship	0	0.0
Other	0	0.0

Program: Architectural Engineering Technology (3 Year Diploma)

School: Engineering Technology

NOC: 2251, 2253

Campuses: Ridge Road

Graduates: 16 (12 Males, 4 Females) Respondents: 5

Response Rate: 31.3%

Employment Information

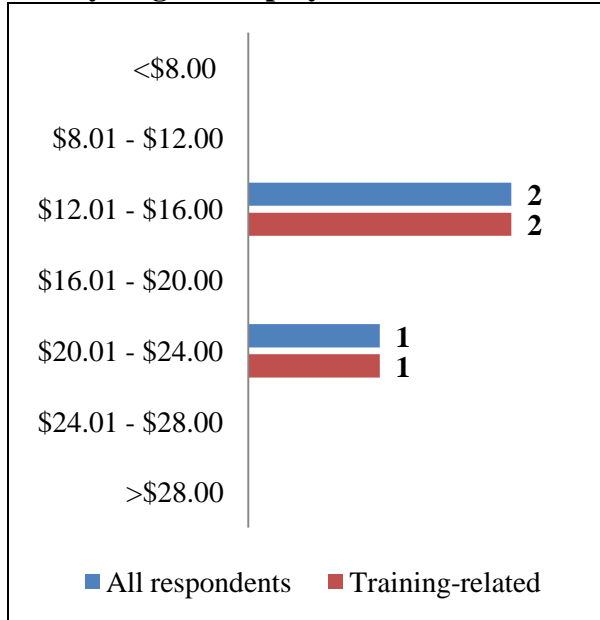
Employment summary [n=5]						
Employed	5 (100.0%)	Directly Related		5		
		Somewhat Related		0		
		Unrelated		0		
			Yes	No		
Unemployed*	0 (0.0%)	Actively looking for work		0	0	0
		Employed at some point since graduation		0	0	

Current employment status [n=5]								
	Total	Directly Related		Somewhat Related		Unrelated		Total
	n	n	%	n	%	n	%	%
Full-time Permanent	5	5	100.0	0	0.0	0	0.0	100.0
Full-time Temporary	0	0	0.0	0	0.0	0	0.0	0.0
Part-time Permanent	0	0	0.0	0	0.0	0	0.0	0.0
Part-time Temporary	0	0	0.0	0	0.0	0	0.0	0.0
Self-employment	0	0	0.0	0	0.0	0	0.0	0.0
Casual	0	0	0.0	0	0.0	0	0.0	0.0
Contractual	0	0	0.0	0	0.0	0	0.0	0.0
Seasonal	0	0	0.0	0	0.0	0	0.0	0.0
Total - Employed	5	5	100.0%	0	0.0%	0	0.0%	100.0%

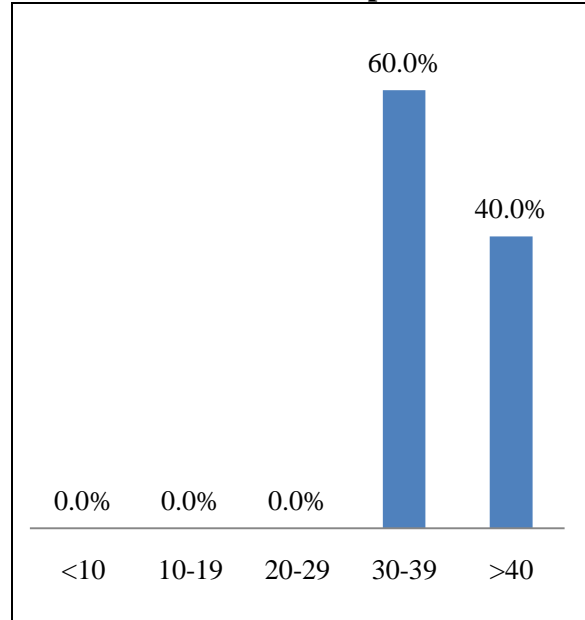
*Reason currently unemployed [n=0]		
	n	%
Cannot find suitable employment	0	0.0
Seasonal employment	0	0.0
No jobs in desired position	0	0.0
Enrolled in education/training	0	0.0
Require further training	0	0.0
Lack of experience	0	0.0
Presently unavailable to work	0	0.0
Other	0	0.0

Time to obtain training-related employment [n=5]		
	n	%
Job before graduation	1	20.0
3 months or less	3	60.0
4-6 months	0	0.0
7 or more months	1	20.0
No related job	0	0.0

Hourly wage of employment [n=3]



Number of hours worked per week [n=5]



Industry most associated with job [n=5]	
Resource Development [Mining, oil and gas]	0
Manufacturing	0
Construction	2
Transportation	0
Technology, Electronics and Communication	0
Wholesale and Retail	0
Finance, Insurance, Real Estate	0
Service	0
Media	0
Forestry, Fishery and Environment	0
Hospitality and Tourism	0
Other	3

Sample job titles

Architectural Technologist

Engineering Technologist

Employment services information [n=5]							
		Yes		No		Don't Know	
		n	%	n	%	n	%
Engaged in career planning prior to enrollment		1	20.0	4	80.0	0	0.0
Availed of career employment services at CNA	During program	3	60.0	1	20.0	1	20.0
	After graduation	0	0.0	4	80.0	1	20.0

Location of employment [n=5]				
Location	%	Province	n	%
In Province	80.0	Newfoundland and Labrador	4	80.0
Out of Province	20.0	Nova Scotia	0	0.0
		Prince Edward Island	0	0.0
		New Brunswick	0	0.0
		Quebec	0	0.0
		Ontario	0	0.0
		Manitoba	0	0.0
		Saskatchewan	0	0.0
		Alberta	1	20.0
		British Columbia	0	0.0
		Territories	0	0.0
		Outside Canada	0	0.0
Total	100.0		5	100.0

Program Information

Prior knowledge on program [n=5]		
	n	%
Very knowledgeable	0	0.0
Moderately knowledgeable	1	20.0
Somewhat knowledgeable	1	20.0
Slightly knowledgeable	2	40.0
Not at all knowledgeable	1	20.0

Reason for choosing program [n=5]		
	n	%
To be employed in this field	2	40.0
To update job skills	1	20.0
New skills for career change	0	0.0
For general interest	2	40.0
Other	0	0.0

Satisfaction ratings [n=5]							
	Overall Training		Employment Satisfaction		Quality of training		
	n	%	n	%	n	%	
Very satisfied	2	40.0	1	20.0	Excellent	2	40.0
Satisfied	1	20.0	2	40.0	Very good	0	0.0
Neutral	2	40.0	2	40.0	Good	3	60.0
Dissatisfied	0	0.0	0	0.0	Poor	0	0.0
Very dissatisfied	0	0.0	0	0.0	Very Poor	0	0.0

Recommend to others [n=5]						
	Yes		No		Don't know	
	n	%	n	%	n	%
Program	2	40.0	2	40.0	1	20.0
College of the North Atlantic	4	80.0	0	0.0	1	20.0

Further Education Summary [n=5]				
	Yes		No	
	n	%	n	%
Enrolled in further studies*	1	20.0	4	80.0
Registered as apprentice with Industrial Training Division	0	0.0	5	100.0
Further studies at CNA	0	0.0	5	100.0
Apprenticeship program with CNA	0	0.0	5	100.0
Apprenticeship program with other institution	0	0.0	5	100.0
Other post-secondary program	1	20.0	4	80.0
University program	0	0.0	5	100.0
Other program	0	0.0	5	100.0
CNA credential transferable to further studies	0	0.0	5	100.0

*Reason for taking further studies [n=1]		
	n	%
Job required further training	1	100.0
To upgrade qualifications in present field	0	0.0
Could not find employment related to training	0	0.0
Could not find ANY job	0	0.0
To enroll in an apprenticeship program	0	0.0
Other	0	0.0

Further studies - program type [n=1]		
	n	%
Certificate	1	100.0
Diploma	0	0.0
Degree	0	0.0
Trade - Entry Level	0	0.0
Apprenticeship	0	0.0
Other	0	0.0

Program: Civil Engineering Technology (3 Year Diploma)

School: Engineering Technology

NOC: 2231

Campuses: Corner Brook, Ridge Road

Graduates: 33 (28 Males, 5 Females)

Respondents: 13

Response Rate: 39.4%

Employment Information

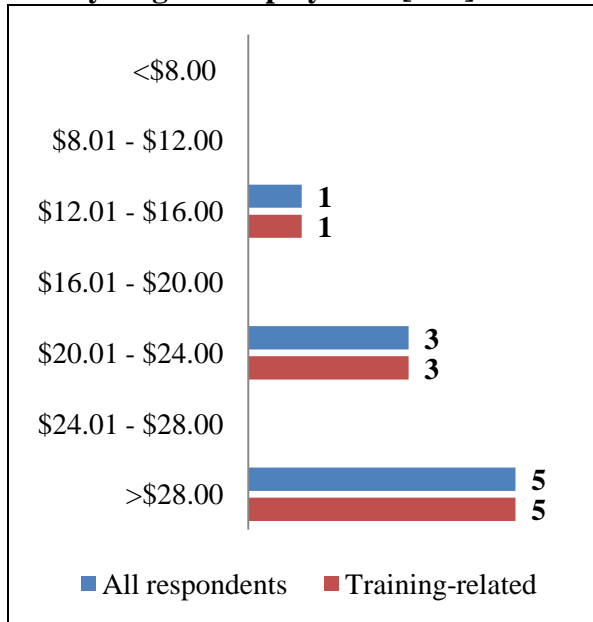
Employment summary [n=13]						
Employed	11 (84.6%)	Directly Related		10		
		Somewhat Related		1		
		Unrelated		0		
			Yes	No		
Unemployed*	2 (15.4%)	Actively looking for work		2	2	2
		Employed at some point since graduation		0	0	

Current employment status [n=11]								
	Total	Directly Related		Somewhat Related		Unrelated		Total
	n	n	%	n	%	n	%	%
Full-time Permanent	11	10	90.9	1	9.1	0	0.0	100.0
Full-time Temporary	0	0	0.0	0	0.0	0	0.0	0.0
Part-time Permanent	0	0	0.0	0	0.0	0	0.0	0.0
Part-time Temporary	0	0	0.0	0	0.0	0	0.0	0.0
Self-employment	0	0	0.0	0	0.0	0	0.0	0.0
Casual	0	0	0.0	0	0.0	0	0.0	0.0
Contractual	0	0	0.0	0	0.0	0	0.0	0.0
Seasonal	0	0	0.0	0	0.0	0	0.0	0.0
Total - Employed	11	10	90.9%	1	9.1%	0	0.0%	100.0%

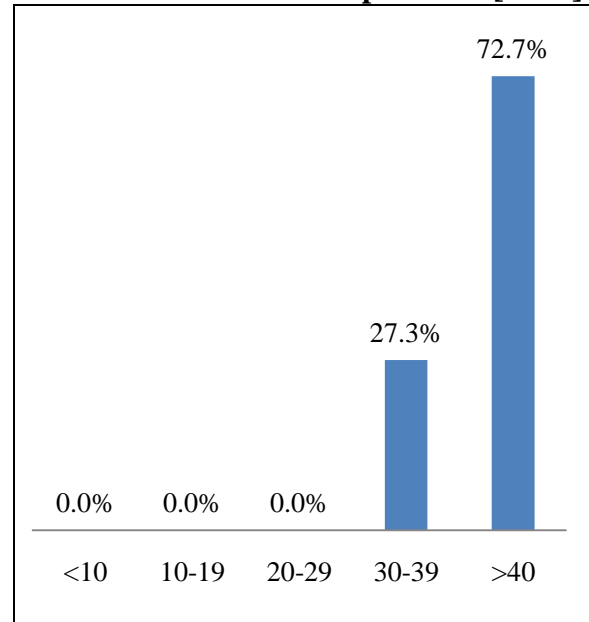
*Reason currently unemployed [n=2]		
	n	%
Cannot find suitable employment	0	0.0
Seasonal employment	2	100.0
No jobs in desired position	0	0.0
Enrolled in education/training	0	0.0
Require further training	0	0.0
Lack of experience	0	0.0
Presently unavailable to work	0	0.0
Other	0	0.0

Time to obtain training-related employment [n=13]		
	n	%
Job before graduation	6	46.2
3 months or less	7	53.8
4-6 months	0	0.0
7 or more months	0	0.0
No related job	0	0.0

Hourly wage of employment [n=9]



Number of hours worked per week [n=11]



Industry most associated with job [n=11]	
Resource Development [Mining, oil and gas]	1
Manufacturing	0
Construction	7
Transportation	0
Technology, Electronics and Communication	0
Wholesale and Retail	0
Finance, Insurance, Real Estate	0
Service	1
Media	0
Forestry, Fishery and Environment	0
Hospitality and Tourism	0
Other	2

Sample job titles

Engineering Technologist

Project Manager

Engineering Aid

Employment services information [n=13]							
		Yes		No		Don't Know	
		n	%	n	%	n	%
Engaged in career planning prior to enrollment		3	23.1	10	76.9	0	0.0
Availed of career employment services at CNA	During program	9	69.2	4	30.8	0	0.0
	After graduation	0	0.0	13	100.0	0	0.0

Location of employment [n=11]				
Location	%	Province	n	%
In Province	54.5	Newfoundland and Labrador	6	54.5
Out of Province	45.5	Nova Scotia	0	0.0
		Prince Edward Island	0	0.0
		New Brunswick	0	0.0
		Quebec	0	0.0
		Ontario	0	0.0
		Manitoba	0	0.0
		Saskatchewan	0	0.0
		Alberta	5	45.5
		British Columbia	0	0.0
		Territories	0	0.0
Outside Canada	0	0.0	0	0.0
Total	100.0		11	100.0

Program Information

Prior knowledge on program [n=12]		
	n	%
Very knowledgeable	2	16.7
Moderately knowledgeable	3	25.0
Somewhat knowledgeable	5	41.7
Slightly knowledgeable	1	8.3
Not at all knowledgeable	1	8.3

Reason for choosing program [n=13]		
	n	%
To be employed in this field	6	46.2
To update job skills	1	7.7
New skills for career change	0	0.0
For general interest	5	38.5
Other	1	7.7

Satisfaction ratings [n=13]							
	Overall Training		Employment Satisfaction		Quality of training		
	n	%	n	%	n	%	
Very satisfied	6	46.2	3	23.1	Excellent	3	23.1
Satisfied	6	46.2	7	53.8	Very good	6	46.2
Neutral	1	7.7	3	23.1	Good	4	30.8
Dissatisfied	0	0.0	0	0.0	Poor	0	0.0
Very dissatisfied	0	0.0	0	0.0	Very Poor	0	0.0

Recommend to others [n=13]						
	Yes		No		Don't know	
	n	%	n	%	n	%
Program	12	92.3	1	7.7	0	0.0
College of the North Atlantic	13	100.0	0	0.0	0	0.0

Further Education Summary [n=13]				
	Yes		No	
	n	%	n	%
Enrolled in further studies*	1	7.7	12	92.3
Registered as apprentice with Industrial Training Division	0	0.0	13	100.0
Further studies at CNA	0	0.0	13	100.0
Apprenticeship program with CNA	0	0.0	13	100.0
Apprenticeship program with other institution	0	0.0	13	100.0
Other post-secondary program	0	0.0	13	100.0
University program	1	7.7	12	92.3
Other program	0	0.0	13	100.0
CNA credential transferable to further studies	1	7.7	12	92.3

*Reason for taking further studies [n=1]		
	n	%
Job required further training	0	0.0
To upgrade qualifications in present field	1	100.0
Could not find employment related to training	0	0.0
Could not find ANY job	0	0.0
To enroll in an apprenticeship program	0	0.0
Other	0	0.0

Further studies - program type [n=1]		
	n	%
Certificate	0	0.0
Diploma	0	0.0
Degree	1	100.0
Trade - Entry Level	0	0.0
Apprenticeship	0	0.0
Other	0	0.0

Program: Electrical Engineering Technology (Power and Controls) Co-op (3 Year Diploma)

School: Engineering Technology

NOC: 2241

Campuses: Ridge Road

Graduates: 28 (25 Males, 3 Females) Respondents: 8

Response Rate: 28.6%

Employment Information

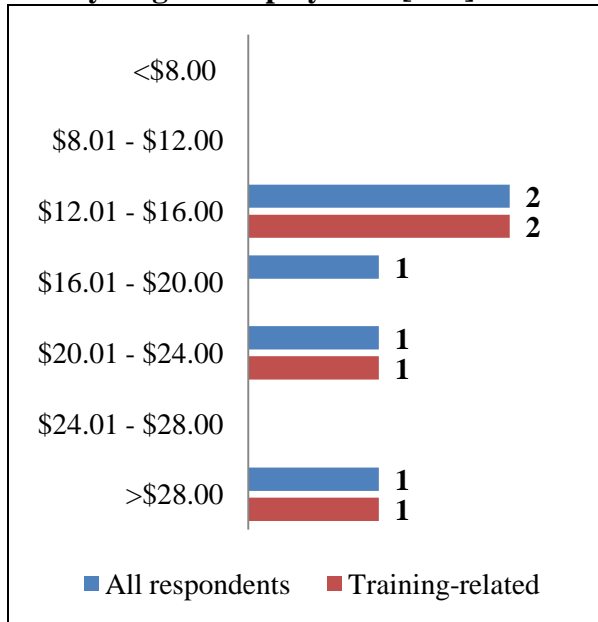
Employment summary [n=8]						
Employed	6 (75.0%)	Directly Related		2		
		Somewhat Related		3		
		Unrelated		1		
			Yes	No		
Unemployed*	2 (25.0%)	Actively looking for work		1	1	2
		Employed at some point since graduation		1	1	

Current employment status [n=6]								
	Total	Directly Related		Somewhat Related		Unrelated		Total
	n	n	%	n	%	n	%	%
Full-time Permanent	5	2	40.0	2	40.0	1	20.0	100.0
Full-time Temporary	1	0	0.0	1	100.0	0	0.0	100.0
Part-time Permanent	0	0	0.0	0	0.0	0	0.0	0.0
Part-time Temporary	0	0	0.0	0	0.0	0	0.0	0.0
Self-employment	0	0	0.0	0	0.0	0	0.0	0.0
Casual	0	0	0.0	0	0.0	0	0.0	0.0
Contractual	0	0	0.0	0	0.0	0	0.0	0.0
Seasonal	0	0	0.0	0	0.0	0	0.0	0.0
Total - Employed	6	2	33.3%	3	50.0%	1	16.7%	100.0%

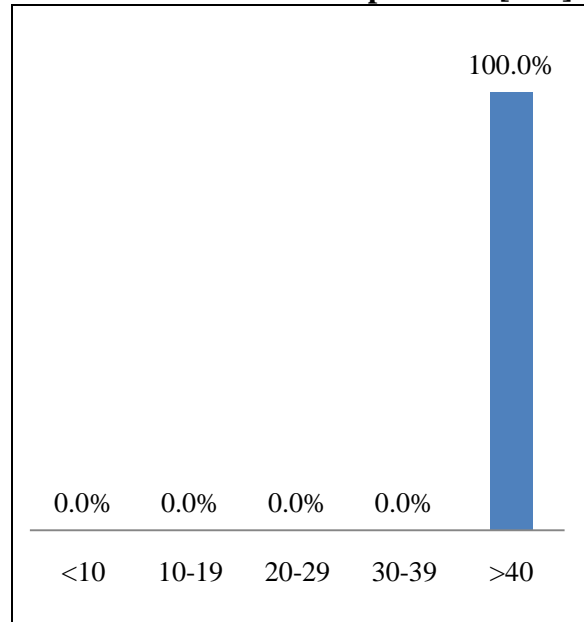
*Reason currently unemployed [n=2]		
	n	%
Cannot find suitable employment	0	0.0
Seasonal employment	0	0.0
No jobs in desired position	0	0.0
Enrolled in education/training	0	0.0
Require further training	0	0.0
Lack of experience	0	0.0
Presently unavailable to work	0	0.0
Other	2	100.0

Time to obtain training-related employment [n=7]		
	n	%
Job before graduation	1	14.3
3 months or less	3	42.9
4-6 months	0	0.0
7 or more months	2	28.6
No related job	1	14.3

Hourly wage of employment [n=5]



Number of hours worked per week [n=6]



Industry most associated with job [n=6]	
Resource Development [Mining, oil and gas]	2
Manufacturing	0
Construction	1
Transportation	0
Technology, Electronics and Communication	2
Wholesale and Retail	0
Finance, Insurance, Real Estate	0
Service	0
Media	0
Forestry, Fishery and Environment	0
Hospitality and Tourism	0
Other	1

Sample job titles

- Power Systems Operator
- Electrical Maintainer Operator
- Electrical Technologist

Employment services information [n=8]							
		Yes		No		Don't Know	
		n	%	n	%	n	%
Engaged in career planning prior to enrollment		1	12.5	6	75.0	1	12.5
Availed of career employment services at CNA	During program	4	50.0	2	25.0	2	25.0
	After graduation	1	12.5	5	75.0	2	12.5

Location of employment [n=6]				
Location	%	Province	n	%
In Province	100.0	Newfoundland and Labrador	6	100.0
Out of Province	0.0	Nova Scotia	0	0.0
		Prince Edward Island	0	0.0
		New Brunswick	0	0.0
		Quebec	0	0.0
		Ontario	0	0.0
		Manitoba	0	0.0
		Saskatchewan	0	0.0
		Alberta	0	0.0
		British Columbia	0	0.0
		Territories	0	0.0
		Outside Canada	0	0.0
Total	100.0		6	100.0

Program Information

Prior knowledge on program [n=8]		
	n	%
Very knowledgeable	0	0.0
Moderately knowledgeable	0	0.0
Somewhat knowledgeable	4	50.0
Slightly knowledgeable	3	37.5
Not at all knowledgeable	1	12.5

Reason for choosing program [n=8]		
	n	%
To be employed in this field	4	50.0
To update job skills	0	0.0
New skills for career change	0	0.0
For general interest	2	25.0
Other	2	25.0

Satisfaction ratings [n=8]							
	Overall Training		Employment Satisfaction		Quality of training		
	n	%	n	%	n	%	
Very satisfied	2	25.0	2	25.0	Excellent	0	0.0
Satisfied	5	62.5	3	37.5	Very good	7	87.5
Neutral	0	0.0	3	37.5	Good	0	0.0
Dissatisfied	1	12.5	0	0.0	Poor	1	12.5
Very dissatisfied	0	0.0	0	0.0	Very Poor	0	0.0

Recommend to others [n=8]						
	Yes		No		Don't know	
	n	%	n	%	n	%
Program	7	87.5	0	0.0	1	12.5
College of the North Atlantic	7	87.5	0	0.0	1	12.5

Further Education Summary [n=8]				
	Yes		No	
	n	%	n	%
Enrolled in further studies*	2	25.0	6	75.0
Registered as apprentice with Industrial Training Division	1	12.5	7	87.5
Further studies at CNA	1	12.5	7	87.5
Apprenticeship program with CNA	1	12.5	7	87.5
Apprenticeship program with other institution	0	0.0	8	100.0
Other post-secondary program	0	0.0	8	100.0
University program	1	12.5	7	87.5
Other program	0	0.0	8	100.0
CNA credential transferable to further studies	2	25.0	6	75.0

*Reason for taking further studies [n=2]		
	n	%
Job required further training	0	0.0
To upgrade qualifications in present field	2	100.0
Could not find employment related to training	0	0.0
Could not find ANY job	0	0.0
To enroll in an apprenticeship program	0	0.0
Other	0	0.0

Further studies - program type [n=2]		
	n	%
Certificate	0	0.0
Diploma	0	0.0
Degree	1	50.0
Trade - Entry Level	0	0.0
Apprenticeship	1	50.0
Other	0	0.0

Program: Electrical Engineering Technology-Instrumentation (3 Year Diploma)

School: Engineering Technology

NOC: 2241

Campuses: Ridge Road

Graduates: 21 (21 Males, 0 Females)

Respondents: 6

Response Rate: 28.6%

Employment Information

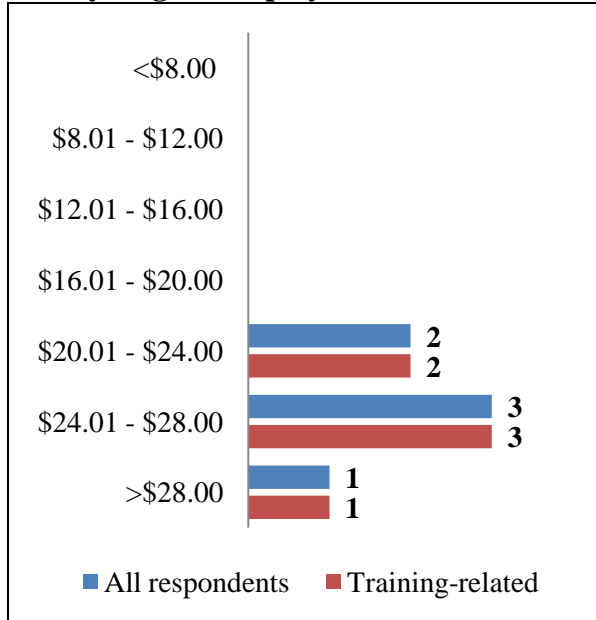
Employment summary [n=6]							
Employed	6 (100.0%)	Directly Related			4		
		Somewhat Related			2		
		Unrelated			0		
			Yes	No			
Unemployed*	0 (0.0%)	Actively looking for work			0	0	0
		Employed at some point since graduation			0	0	

Current employment status [n=6]								
	Total	Directly Related		Somewhat Related		Unrelated		Total
	n	n	%	n	%	n	%	%
Full-time Permanent	3	3	100.0	0	0.0	0	0.0	100.0
Full-time Temporary	0	0	0.0	0	0.0	0	0.0	0.0
Part-time Permanent	0	0	0.0	0	0.0	0	0.0	0.0
Part-time Temporary	0	0	0.0	0	0.0	0	0.0	0.0
Self-employment	0	0	0.0	0	0.0	0	0.0	0.0
Casual	0	0	0.0	0	0.0	0	0.0	0.0
Contractual	3	1	33.3	2	66.7	0	0.0	100.0
Seasonal	0	0	0.0	0	0.0	0	0.0	0.0
Total - Employed	6	4	66.7%	2	33.3%	0	0.0%	100.0%

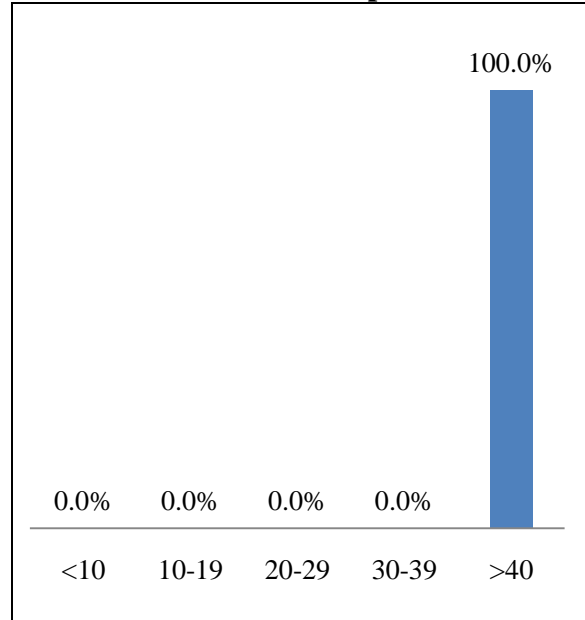
*Reason currently unemployed [n=0]		
	n	%
Cannot find suitable employment	0	0.0
Seasonal employment	0	0.0
No jobs in desired position	0	0.0
Enrolled in education/training	0	0.0
Require further training	0	0.0
Lack of experience	0	0.0
Presently unavailable to work	0	0.0
Other	0	0.0

Time to obtain training-related employment [n=6]		
	n	%
Job before graduation	1	16.7
3 months or less	2	33.3
4-6 months	1	16.7
7 or more months	1	16.7
No related job	1	16.7

Hourly wage of employment [n=6]



Number of hours worked per week [n=6]



Industry most associated with job [n=6]	
Resource Development [Mining, oil and gas]	2
Manufacturing	0
Construction	3
Transportation	0
Technology, Electronics and Communication	0
Wholesale and Retail	0
Finance, Insurance, Real Estate	0
Service	0
Media	0
Forestry, Fishery and Environment	1
Hospitality and Tourism	0
Other	0

Sample job titles

Instrumentation Technician

Employment services information [n=6]							
		Yes		No		Don't Know	
		n	%	n	%	n	%
Engaged in career planning prior to enrollment		1	16.7	5	83.3	0	0.0
Availed of career employment services at CNA	During program	2	33.3	4	66.7	0	0.0
	After graduation	0	0.0	6	100.0	0	0.0

Location of employment [n=6]				
Location	%	Province	n	%
In Province	16.7	Newfoundland and Labrador	1	16.7
Out of Province	83.3	Nova Scotia	0	0.0
		Prince Edward Island	0	0.0
		New Brunswick	0	0.0
		Quebec	0	0.0
		Ontario	0	0.0
		Manitoba	0	0.0
		Saskatchewan	1	16.7
		Alberta	4	66.7
		British Columbia	0	0.0
		Territories	0	0.0
		Outside Canada	0	0.0
Total	100.0		6	100.0

Program Information

Prior knowledge on program [n=6]		
	n	%
Very knowledgeable	1	16.7
Moderately knowledgeable	0	0.0
Somewhat knowledgeable	1	16.7
Slightly knowledgeable	1	16.7
Not at all knowledgeable	3	50.0

Reason for choosing program [n=6]		
	n	%
To be employed in this field	4	66.7
To update job skills	1	16.7
New skills for career change	0	0.0
For general interest	1	16.7
Other	0	0.0

Satisfaction ratings [n=6]							
	Overall Training		Employment Satisfaction		Quality of training		
	n	%	n	%	n	%	
Very satisfied	0	0.0	1	16.7	Excellent	1	16.7
Satisfied	3	50.0	2	33.3	Very good	3	50.0
Neutral	3	50.0	1	16.7	Good	2	33.3
Dissatisfied	0	0.0	1	16.7	Poor	0	0.0
Very dissatisfied	0	0.0	1	16.7	Very Poor	0	0.0

Recommend to others [n=6]						
	Yes		No		Don't know	
	n	%	n	%	n	%
Program	4	66.7	2	33.3	0	0.0
College of the North Atlantic	5	83.3	1	16.7	0	0.0

Further Education Summary [n=6]				
	Yes		No	
	n	%	n	%
Enrolled in further studies*	0	0.0	6	100.0
Registered as apprentice with Industrial Training Division	0	0.0	6	100.0
Further studies at CNA	0	0.0	6	100.0
Apprenticeship program with CNA	0	0.0	6	100.0
Apprenticeship program with other institution	0	0.0	6	100.0
Other post-secondary program	0	0.0	6	100.0
University program	0	0.0	6	100.0
Other program	0	0.0	6	100.0
CNA credential transferable to further studies	0	0.0	6	100.0

*Reason for taking further studies [n=0]		
	n	%
Job required further training	0	0.0
To upgrade qualifications in present field	0	0.0
Could not find employment related to training	0	0.0
Could not find ANY job	0	0.0
To enroll in an apprenticeship program	0	0.0
Other	0	0.0

Further studies - program type [n=0]		
	n	%
Certificate	0	0.0
Diploma	0	0.0
Degree	0	0.0
Trade - Entry Level	0	0.0
Apprenticeship	0	0.0
Other	0	0.0

Program: Mechanical Engineering Technology (3 Year Diploma)

School: Engineering Technology

NOC: 2232

Campuses: Ridge Road

Graduates: 33 (31 Males, 2 Females) Respondents: 9

Response Rate: 27.3%

Employment Information

Employment summary [n=9]						
Employed	9 (100.0%)	Directly Related		2		
		Somewhat Related		6		
		Unrelated		1		
			Yes	No		
Unemployed*	0 (0.0%)	Actively looking for work		0	0	0
		Employed at some point since graduation		0	0	

Current employment status [n=9]								
	Total	Directly Related		Somewhat Related		Unrelated		Total
	n	n	%	n	%	n	%	%
Full-time Permanent	7	2	28.6	5	71.4	0	0.0	100.0
Full-time Temporary	1	0	0.0	1	100.0	0	0.0	100.0
Part-time Permanent	0	0	0.0	0	0.0	0	0.0	0.0
Part-time Temporary	0	0	0.0	0	0.0	0	0.0	0.0
Self-employment	0	0	0.0	0	0.0	0	0.0	0.0
Casual	0	0	0.0	0	0.0	0	0.0	0.0
Contractual	0	0	0.0	0	0.0	0	0.0	0.0
Seasonal	1	0	0.0	0	0.0	1	100.0	100.0
Total - Employed	9	2	22.2%	6	66.7%	1	11.1%	100.0%

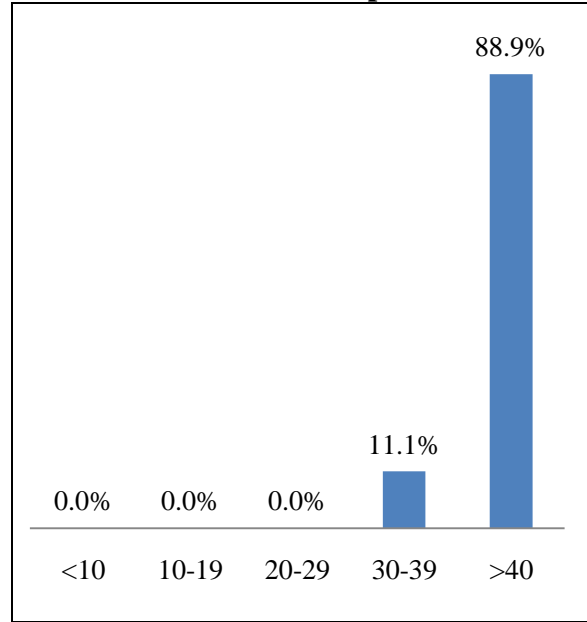
*Reason currently unemployed [n=0]		
	n	%
Cannot find suitable employment	0	0.0
Seasonal employment	0	0.0
No jobs in desired position	0	0.0
Enrolled in education/training	0	0.0
Require further training	0	0.0
Lack of experience	0	0.0
Presently unavailable to work	0	0.0
Other	0	0.0

Time to obtain training-related employment [n=9]		
	n	%
Job before graduation	4	44.4
3 months or less	3	33.3
4-6 months	1	11.1
7 or more months	0	0.0
No related job	1	11.1

Hourly wage of employment [n=5]



Number of hours worked per week [n=9]



Industry most associated with job [n=9]	
Resource Development [Mining, oil and gas]	5
Manufacturing	0
Construction	2
Transportation	0
Technology, Electronics and Communication	0
Wholesale and Retail	0
Finance, Insurance, Real Estate	0
Service	1
Media	0
Forestry, Fishery and Environment	0
Hospitality and Tourism	0
Other	1

Sample job titles

- Boiler Operator
- Completions Tool Operator
- Design Estimator

Employment services information [n=9]							
		Yes		No		Don't Know	
		n	%	n	%	n	%
Engaged in career planning prior to enrollment		2	22.2	6	66.7	1	11.1
Availed of career employment services at CNA	During program	7	77.8	2	22.2	0	0.0
	After graduation	0	0.0	9	100.0	0	0.0

Location of employment [n=9]				
Location	%	Province	n	%
In Province	77.8	Newfoundland and Labrador	7	77.8
Out of Province	22.2	Nova Scotia	1	11.1
		Prince Edward Island	0	0.0
		New Brunswick	0	0.0
		Quebec	0	0.0
		Ontario	0	0.0
		Manitoba	0	0.0
		Saskatchewan	0	0.0
		Alberta	1	11.1
		British Columbia	0	0.0
		Territories	0	0.0
Outside Canada	0	0.0	0	0.0
Total	100.0		9	100.0

Program Information

Prior knowledge on program [n=9]		
	n	%
Very knowledgeable	1	11.1
Moderately knowledgeable	1	11.1
Somewhat knowledgeable	1	11.1
Slightly knowledgeable	4	44.4
Not at all knowledgeable	2	22.2

Reason for choosing program [n=9]		
	n	%
To be employed in this field	3	33.3
To update job skills	0	0.0
New skills for career change	0	0.0
For general interest	4	44.4
Other	2	22.2

Satisfaction ratings [n=9]							
	Overall Training		Employment Satisfaction		Quality of training		
	n	%	n	%	n	%	
Very satisfied	3	33.3	1	11.1	Excellent	3	33.3
Satisfied	3	33.3	5	55.6	Very good	3	33.3
Neutral	2	22.2	2	22.2	Good	3	33.3
Dissatisfied	1	11.1	1	11.1	Poor	0	0.0
Very dissatisfied	0	0.0	0	0.0	Very Poor	0	0.0

Recommend to others [n=9]						
	Yes		No		Don't know	
	n	%	n	%	n	%
Program	9	100.0	0	0.0	0	0.0
College of the North Atlantic	9	100.0	0	0.0	0	0.0

Further Education Summary [n=9]				
	Yes		No	
	n	%	n	%
Enrolled in further studies*	2	22.2	7	77.8
Registered as apprentice with Industrial Training Division	0	0.0	9	100.0
Further studies at CNA	1	11.1	8	88.9
Apprenticeship program with CNA	1	11.1	8	88.9
Apprenticeship program with other institution	0	0.0	9	100.0
Other post-secondary program	0	0.0	9	100.0
University program	1	11.1	8	88.9
Other program	0	0.0	9	100.0
CNA credential transferable to further studies	2	22.2	7	77.8

*Reason for taking further studies [n=2]		
	n	%
Job required further training	0	0.0
To upgrade qualifications in present field	2	100.0
Could not find employment related to training	0	0.0
Could not find ANY job	0	0.0
To enroll in an apprenticeship program	0	0.0
Other	0	0.0

Further studies - program type [n=2]		
	n	%
Certificate	0	0.0
Diploma	0	50.0
Degree	1	0.0
Trade - Entry Level	0	0.0
Apprenticeship	1	50.0
Other	0	0.0

Program: Petroleum Engineering Technology (3 Year Diploma)

School: Engineering Technology

NOC: 2212

Campuses: Ridge Road

Graduates: 24 (19 Males, 5 Females)

Respondents: 7

Response Rate: 29.2%

Employment Information


Employment summary [n=7]						
Employed	5 (71.4%)	Directly Related		5		
		Somewhat Related		0		
		Unrelated		0		
			Yes	No		
Unemployed*	2 (28.6%)	Actively looking for work		2	0	2
		Employed at some point since graduation		2	0	

Current employment status [n=5]								
	Total	Directly Related		Somewhat Related		Unrelated		Total
	n	n	%	n	%	n	%	%
Full-time Permanent	3	3	100.0	0	0.0	0	0.0	100.0
Full-time Temporary	0	0	0.0	0	0.0	0	0.0	0.0
Part-time Permanent	1	1	100.0	0	0.0	0	0.0	100.0
Part-time Temporary	0	0	0.0	0	0.0	0	0.0	0.0
Self-employment	0	0	0.0	0	0.0	0	0.0	0.0
Casual	0	0	0.0	0	0.0	0	0.0	0.0
Contractual	1	1	100.0	0	0.0	0	0.0	100.0
Seasonal	0	0	0.0	0	0.0	0	0.0	0.0
Total - Employed	5	5	100.0%	0	0.0%	0	0.0%	100.0%

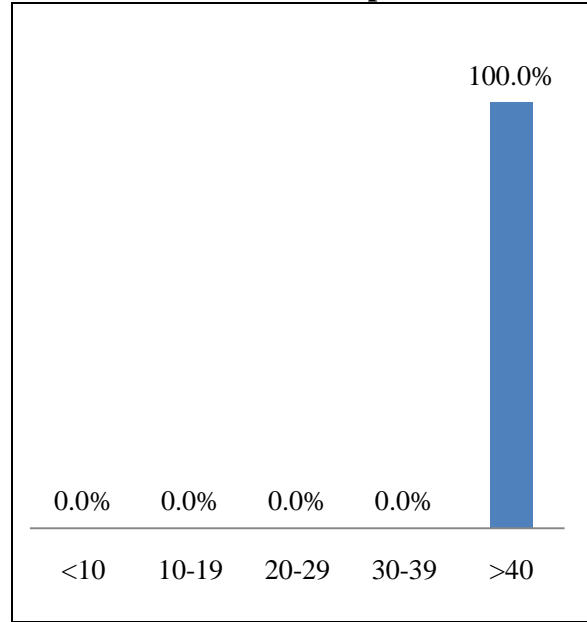
*Reason currently unemployed [n=2]		
	n	%
Cannot find suitable employment	2	100.0
Seasonal employment	0	0.0
No jobs in desired position	0	0.0
Enrolled in education/training	0	0.0
Require further training	0	0.0
Lack of experience	0	0.0
Presently unavailable to work	0	0.0
Other	0	0.0

Time to obtain training-related employment [n=7]		
	n	%
Job before graduation	2	28.6
3 months or less	4	57.1
4-6 months	0	0.0
7 or more months	1	14.3
No related job	0	0.0

Hourly wage of employment [n=2]



Number of hours worked per week [n=5]



Industry most associated with job [n=5]	
Resource Development [Mining, oil and gas]	4
Manufacturing	0
Construction	0
Transportation	1
Technology, Electronics and Communication	0
Wholesale and Retail	0
Finance, Insurance, Real Estate	0
Service	0
Media	0
Forestry, Fishery and Environment	0
Hospitality and Tourism	0
Other	0

Sample job titles

- Project Coordinator
- Production Operator
- Field Jetty Operator

Employment services information [n=7]							
		Yes		No		Don't Know	
		n	%	n	%	n	%
Engaged in career planning prior to enrollment		3	42.9	4	57.1	0	0.0
Availed of career employment services at CNA	During program	5	71.4	2	28.6	0	0.0
	After graduation	0	0.0	7	100.0	0	0.0

Location of employment [n=5]				
Location	%	Province	n	%
In Province	60.0	Newfoundland and Labrador	2	40.0
Out of Province	40.0	Nova Scotia	0	0.0
		Prince Edward Island	0	0.0
		New Brunswick	0	0.0
		Quebec	0	0.0
		Ontario	0	0.0
		Manitoba	0	0.0
		Saskatchewan	0	0.0
		Alberta	1	20.0
		British Columbia	0	0.0
		Territories	0	0.0
		Outside Canada	2	40.0
Total	100.0		5	100.0

Program Information

Prior knowledge on program [n=7]		
	n	%
Very knowledgeable	0	0.0
Moderately knowledgeable	1	14.3
Somewhat knowledgeable	1	14.3
Slightly knowledgeable	4	57.1
Not at all knowledgeable	1	14.3

Reason for choosing program [n=7]		
	n	%
To be employed in this field	7	100.0
To update job skills	0	0.0
New skills for career change	0	0.0
For general interest	0	0.0
Other	0	0.0

Satisfaction ratings [n=7]							
	Overall Training		Employment Satisfaction		Quality of training		
	n	%	n	%	n	%	
Very satisfied	2	28.6	2	28.6	Excellent	0	0.0
Satisfied	5	71.4	4	57.1	Very good	6	85.7
Neutral	0	0.0	1	14.3	Good	0	0.0
Dissatisfied	0	0.0	0	0.0	Poor	1	14.3
Very dissatisfied	0	0.0	0	0.0	Very Poor	0	0.0

Recommend to others [n=7]						
	Yes		No		Don't know	
	n	%	n	%	n	%
Program	6	85.7	0	0.0	1	14.3
College of the North Atlantic	7	100.0	0	0.0	0	0.0

Further Education Summary [n=7]				
	Yes		No	
	n	%	n	%
Enrolled in further studies*	2	28.6	5	71.4
Registered as apprentice with Industrial Training Division	0	0.0	7	100.0
Further studies at CNA	2	28.6	5	71.4
Apprenticeship program with CNA	1	14.3	6	85.7
Apprenticeship program with other institution	0	0.0	7	100.0
Other post-secondary program	0	0.0	7	100.0
University program	0	0.0	7	100.0
Other program	1	14.3	6	85.7
CNA credential transferable to further studies	2	28.6	5	71.4

*Reason for taking further studies [n=2]		
	n	%
Job required further training	0	0.0
To upgrade qualifications in present field	2	100.0
Could not find employment related to training	0	0.0
Could not find ANY job	0	0.0
To enroll in an apprenticeship program	0	0.0
Other	0	0.0

Further studies - program type [n=2]		
	n	%
Certificate	1	50.0
Diploma	0	0.0
Degree	0	0.0
Trade - Entry Level	0	0.0
Apprenticeship	1	50.0
Other	0	0.0

Program: Power Engineering (7 Week Certificate)

School: Engineering Technology

NOC: 7351

Campuses: Ridge Road, Corner Brook

Graduates: 14 (14 Males, 0 Females) Respondents: 5

Response Rate: 35.7%

Employment Information

Employment summary [n=5]						
Employed	5 (100.0%)	Directly Related			5	
		Somewhat Related			0	
		Unrelated			0	
			Yes	No		
Unemployed*	0 (0.0%)	Actively looking for work			0	0
		Has been employed at some point since graduation			0	0

Current employment status [n=5]								
	Total	Directly Related		Somewhat Related		Unrelated		Total
	n	n	%	n	%	n	%	%
Full-time Permanent	1	1	100.0	0	0.0	0	0.0	100.0
Full-time Temporary	1	1	100.0	0	0.0	0	0.0	100.0
Part-time Permanent	0	0	0.0	0	0.0	0	0.0	0.0
Part-time Temporary	0	0	0.0	0	0.0	0	0.0	0.0
Self-employment	0	0	0.0	0	0.0	0	0.0	0.0
Casual	0	0	0.0	0	0.0	0	0.0	0.0
Contractual	0	0	0.0	0	0.0	0	0.0	0.0
Seasonal	3	3	100.0	0	0.0	0	0.0	100.0
Total - Employed	5	5	100.0%	0	0.0%	0	0.0%	100.0%

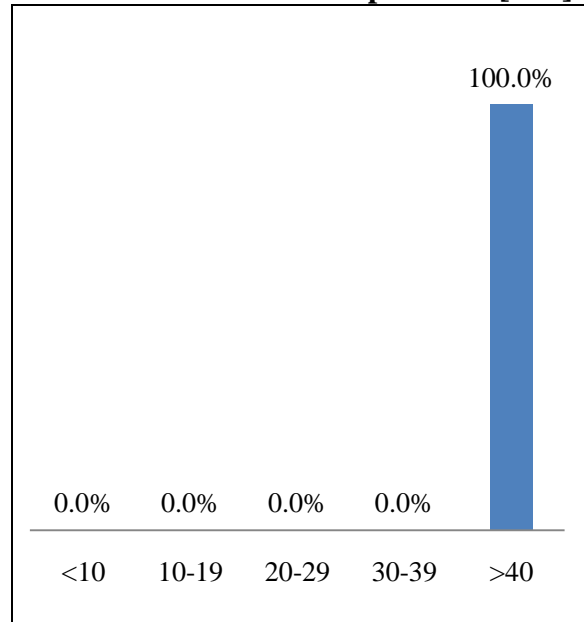
*Reason currently unemployed [n=0]		
	n	%
Cannot find suitable employment	0	0.0
Seasonal employment	0	0.0
No jobs in desired position	0	0.0
Enrolled in education/training	0	0.0
Require further training	0	0.0
Lack of experience	0	0.0
Presently unavailable to work	0	0.0
Other	0	0.0

Time to obtain training-related employment [n=5]		
	n	%
Job before graduation	0	0.0
3 months or less	5	100.0
4-6 months	0	0.0
7 or more months	0	0.0
No related job	0	0.0

Hourly wage of employment [n=2]



Number of hours worked per week [n=5]



Industry most associated with job [n=5]	
Resource Development [Mining, oil and gas]	0
Manufacturing	4
Construction	0
Transportation	0
Technology, Electronics and Communication	1
Wholesale and Retail	0
Finance, Insurance, Real Estate	0
Service	0
Media	0
Forestry, Fishery and Environment	0
Hospitality and Tourism	0
Other	0

Sample job titles

Power Engineer
Shift Engineer

Employment services information [n=5]							
		Yes		No		Don't Know	
		n	%	n	%	n	%
Engaged in career planning prior to enrollment		2	40.0	2	40.0	1	20.0
Avalied of career employment services at CNA	During program	0	0.0	3	60.0	2	40.0
	After graduation	0	0.0	3	60.0	2	40.0

Location of employment [n=5]				
Location	%	Province	n	%
In Province	80.0	Newfoundland and Labrador	4	80.0
Out of Province	20.0	Nova Scotia	0	0.0
		Prince Edward Island	0	0.0
		New Brunswick	0	0.0
		Quebec	0	0.0
		Ontario	0	0.0
		Manitoba	0	0.0
		Saskatchewan	0	0.0
		Alberta	1	20.0
		British Columbia	0	0.0
		Territories	0	0.0
Outside Canada	0	0.0	0	0.0
Total	100.0		5	100.0

Program Information

Prior knowledge on program [n=5]		
	n	%
Very knowledgeable	0	0.0
Moderately knowledgeable	2	40.0
Somewhat knowledgeable	2	40.0
Slightly knowledgeable	1	20.0
Not at all knowledgeable	0	0.0

Reason for choosing program [n=5]		
	n	%
To be employed in this field	5	100.0
To update job skills	0	0.0
New skills for career change	0	0.0
For general interest	0	0.0
Other	0	0.0

Satisfaction ratings [n=5]							
	Overall Training		Employment Satisfaction		Quality of training		
	n	%	n	%	n	%	
Very satisfied	2	40.0	3	60.0	Excellent	1	20.0
Satisfied	3	60.0	2	40.0	Very good	4	80.0
Neutral	0	0.0	0	0.0	Good	0	0.0
Dissatisfied	0	0.0	0	0.0	Poor	0	0.0
Very dissatisfied	0	0.0	0	0.0	Very Poor	0	0.0

Recommend to others [n=5]						
	Yes		No		Don't know	
	n	%	n	%	n	%
Program	5	100.0	0	0.0	0	0.0
College of the North Atlantic	5	100.0	0	0.0	0	0.0

Further Education Summary [n=5]				
	Yes		No	
	n	%	n	%
Enrolled in further studies*	2	40.0	3	60.0
Registered as apprentice with Industrial Training Division	0	0.0	5	100.0
Further studies at CNA	0	0.0	5	100.0
Apprenticeship program with CNA	0	0.0	5	100.0
Apprenticeship program with other institution	0	0.0	5	100.0
Other post-secondary program	0	0.0	5	100.0
University program	0	0.0	5	100.0
Other program	2	40.0	3	60.0
CNA credential transferable to further studies	0	0.0	5	100.0

*Reason for taking further studies [n=2]		
	n	%
Job required further training	0	0.0
To upgrade qualifications in present field	2	100.0
Could not find employment related to training	0	0.0
Could not find ANY job	0	0.0
To enroll in an apprenticeship program	0	0.0
Other	0	0.0

Further studies - program type [n=2]		
	n	%
Certificate	0	0.0
Diploma	0	0.0
Degree	0	0.0
Trade - Entry Level	0	0.0
Apprenticeship	0	0.0
Other	2	100.0

Program: Welding Engineering Technology (2 Year Diploma)

School: Engineering Technology

NOC: 7265

Campuses: Burin

Graduates: 23 (15 Males, 8 Females) Respondents: 9

Response Rate: 39.1%

Employment Information

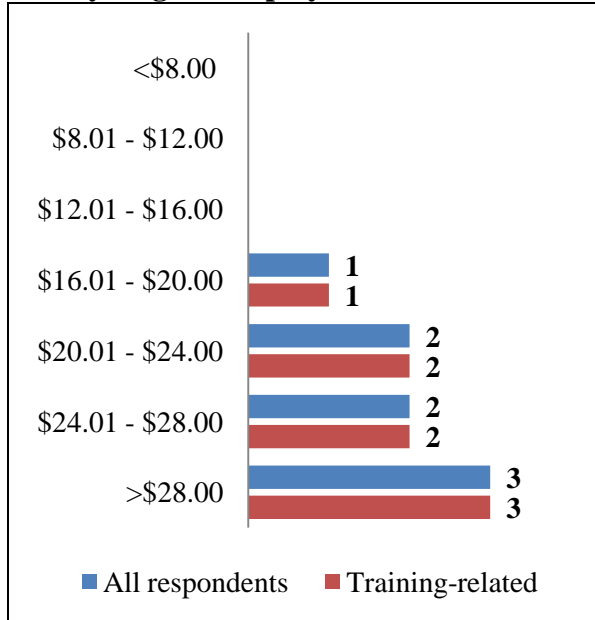
Employment summary [n=9]						
Employed	9 (100.0%)	Directly Related		9		
		Somewhat Related		0		
		Unrelated		0		
			Yes	No		
Unemployed*	0 (0.0%)	Actively looking for work		0	0	0
		Employed at some point since graduation		0	0	

Current employment status [n=9]								
	Total	Directly Related		Somewhat Related		Unrelated		Total
	n	n	%	n	%	n	%	%
Full-time Permanent	8	8	100.0	0	0.0	0	0.0	100.0
Full-time Temporary	1	1	100.0	0	0.0	0	0.0	100.0
Part-time Permanent	0	0	0.0	0	0.0	0	0.0	0.0
Part-time Temporary	0	0	0.0	0	0.0	0	0.0	0.0
Self-employment	0	0	0.0	0	0.0	0	0.0	0.0
Casual	0	0	0.0	0	0.0	0	0.0	0.0
Contractual	0	0	0.0	0	0.0	0	0.0	0.0
Seasonal	0	0	0.0	0	0.0	0	0.0	0.0
Total - Employed	9	9	100.0%	0	0.0%	0	0.0%	100.0%

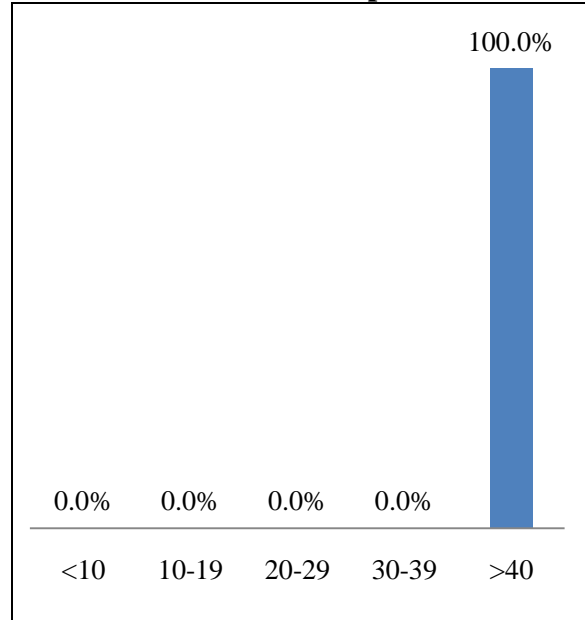
*Reason currently unemployed [n=0]		
	n	%
Cannot find suitable employment	0	0.0
Seasonal employment	0	0.0
No jobs in desired position	0	0.0
Enrolled in education/training	0	0.0
Require further training	0	0.0
Lack of experience	0	0.0
Presently unavailable to work	0	0.0
Other	0	0.0

Time to obtain training-related employment [n=9]		
	n	%
Job before graduation	4	44.4
3 months or less	4	44.4
4-6 months	1	1.11
7 or more months	0	0.0
No related job	0	0.0

Hourly wage of employment [n=8]



Number of hours worked per week [n=9]



Industry most associated with job [n=9]	
Resource Development [Mining, oil and gas]	1
Manufacturing	3
Construction	3
Transportation	0
Technology, Electronics and Communication	0
Wholesale and Retail	0
Finance, Insurance, Real Estate	0
Service	0
Media	0
Forestry, Fishery and Environment	0
Hospitality and Tourism	0
Other	2

Sample job titles

- Welding Engineering Technologist
- Quality Control Technician
- Welding Inspector

Employment services information [n=9]							
		Yes		No		Don't Know	
		n	%	n	%	n	%
Engaged in career planning prior to enrollment		3	33.3	5	55.6	1	11.1
Availed of career employment services at CNA	During program	5	55.6	4	44.4	0	0.0
	After graduation	0	0.0	9	100.0	0	0.0

Location of employment [n=9]				
Location	%	Province	n	%
In Province	22.2	Newfoundland and Labrador	2	22.2
Out of Province	77.8	Nova Scotia	0	0.0
		Prince Edward Island	0	0.0
		New Brunswick	0	0.0
		Quebec	0	0.0
		Ontario	0	0.0
		Manitoba	0	0.0
		Saskatchewan	0	0.0
		Alberta	7	77.8
		British Columbia	0	0.0
		Territories	0	0.0
Outside Canada	0	0.0	0	0.0
Total	100.0		9	100.0

Program Information

Prior knowledge on program [n=9]		
	n	%
Very knowledgeable	0	0.0
Moderately knowledgeable	1	11.1
Somewhat knowledgeable	3	33.3
Slightly knowledgeable	5	55.6
Not at all knowledgeable	0	0.0

Reason for choosing program [n=9]		
	n	%
To be employed in this field	7	77.8
To update job skills	1	11.1
New skills for career change	0	0.0
For general interest	0	0.0
Other	1	11.1

Satisfaction ratings [n=9]							
	Overall Training		Employment Satisfaction		Quality of training		
	n	%	n	%	n	%	
Very satisfied	6	66.7	5	55.6	Excellent	4	44.4
Satisfied	3	33.3	4	44.4	Very good	4	44.4
Neutral	0	0.0	0	0.0	Good	1	11.1
Dissatisfied	0	0.0	0	0.0	Poor	0	0.0
Very dissatisfied	0	0.0	0	0.0	Very Poor	0	0.0

Recommend to others [n=9]						
	Yes		No		Don't know	
	n	%	n	%	n	%
Program	9	100.0	0	0.0	0	0.0
College of the North Atlantic	9	100.0	0	0.0	0	0.0

Further Education Summary [n=9]				
	Yes		No	
	n	%	n	%
Enrolled in further studies*	0	0.0	9	100.0
Registered as apprentice with Industrial Training Division	0	0.0	9	100.0
Further studies at CNA	0	0.0	9	100.0
Apprenticeship program with CNA	0	0.0	9	100.0
Apprenticeship program with other institution	0	0.0	9	100.0
Other post-secondary program	0	0.0	9	100.0
University program	0	0.0	9	100.0
Other program	0	0.0	9	100.0
CNA credential transferable to further studies	0	0.0	9	100.0

*Reason for taking further studies [n=0]		
	n	%
Job required further training	0	0.0
To upgrade qualifications in present field	0	0.0
Could not find employment related to training	0	0.0
Could not find ANY job	0	0.0
To enroll in an apprenticeship program	0	0.0
Other	0	0.0

Further studies - program type [n=0]		
	n	%
Certificate	0	0.0
Diploma	0	0.0
Degree	0	0.0
Trade - Entry Level	0	0.0
Apprenticeship	0	0.0
Other	0	0.0

Program: Licensed Practical Nursing (2 Year Diploma)

School: Health Sciences

NOC: 3233

Campuses: Corner Brook, Grand Falls-Windsor

Graduates: 50 (6 Males, 44 Females)

Respondents: 24

Response Rate: 48.0%

Employment Information


Employment summary [n=24]						
Employed	23 (95.8%)	Directly Related		23		
		Somewhat Related		0		
		Unrelated		0		
			Yes	No		
Unemployed*	1 (4.2 %)	Actively looking for work		0	1	1
		Employed at some point since graduation		1	0	

Current employment status [n=23]								
	Total	Directly Related		Somewhat Related		Unrelated		Total
	n	n	%	n	%	n	%	%
Full-time Permanent	3	3	100.0	0	0.0	0	0.0	100.0
Full-time Temporary	1	1	100.0	0	0.0	0	0.0	100.0
Part-time Permanent	3	3	100.0	0	0.0	0	0.0	100.0
Part-time Temporary	1	1	100.0	0	0.0	0	0.0	100.0
Self-employment	0	0	0.0	0	0.0	0	0.0	0.0
Casual	15	15	100.0	0	0.0	0	0.0	100.0
Contractual	0	0	0.0	0	0.0	0	0.0	0.0
Seasonal	0	0	0.0	0	0.0	0	0.0	0.0
Total - Employed	23	23	100.0%	0	0.0%	0	0.0%	100.0%

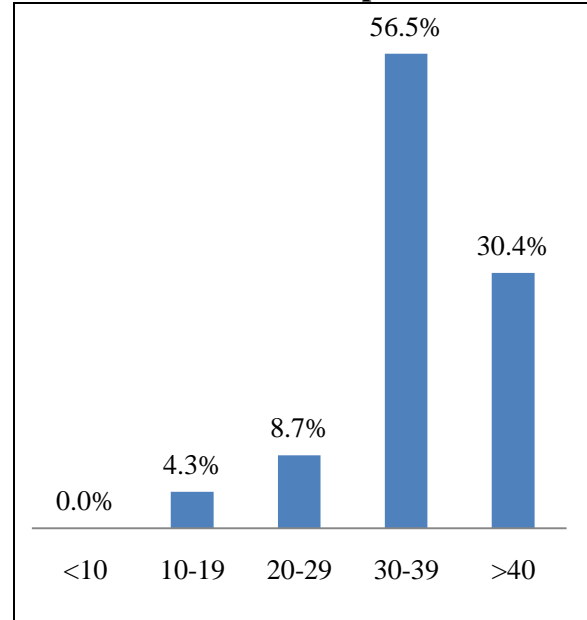
*Reason currently unemployed [n=1]		
	n	%
Cannot find suitable employment	0	0.0
Seasonal employment	0	0.0
No jobs in desired position	0	0.0
Enrolled in education/training	0	0.0
Require further training	0	0.0
Lack of experience	0	0.0
Presently unavailable to work	0	0.0
Other	1	100.0

Time to obtain training-related employment [n=24]		
	n	%
Job before graduation	14	58.3
3 months or less	8	33.3
4-6 months	0	0.0
7 or more months	2	8.3
No related job	0	0.0

Hourly wage of employment [n=20]



Number of hours worked per week [n=23]



Industry most associated with job [n=23]	
Resource Development [Mining, oil and gas]	0
Manufacturing	0
Construction	0
Transportation	0
Technology, Electronics and Communication	0
Wholesale and Retail	0
Finance, Insurance, Real Estate	0
Service	23
Media	0
Forestry, Fishery and Environment	0
Hospitality and Tourism	0
Other	0

Sample job titles

Licensed Practical Nurse

Employment services information [n=24]							
		Yes		No		Don't Know	
		n	%	n	%	n	%
Engaged in career planning prior to enrollment		3	12.5	20	83.3	1	4.2
Availed of career employment services at CNA	During program	19	79.2	3	12.5	2	8.3
	After graduation	0	0.0	23	95.8	1	4.2

Location of employment [n=23]				
Location	%	Province	n	%
In Province	91.3	Newfoundland and Labrador	21	91.3
Out of Province	8.7	Nova Scotia	0	0.0
		Prince Edward Island	0	0.0
		New Brunswick	1	4.3
		Quebec	0	0.0
		Ontario	0	0.0
		Manitoba	0	0.0
		Saskatchewan	0	0.0
		Alberta	1	4.3
		British Columbia	0	0.0
		Territories	0	0.0
		Outside Canada	0	0.0
Total	100.0		23	100.0

Program Information

Prior knowledge on program [n=24]		
	n	%
Very knowledgeable	8	33.3
Moderately knowledgeable	5	20.8
Somewhat knowledgeable	5	20.8
Slightly knowledgeable	5	20.8
Not at all knowledgeable	1	4.2

Reason for choosing program [n=24]		
	n	%
To be employed in this field	6	25.0
To update job skills	1	4.2
New skills for career change	0	0.0
For general interest	17	70.8
Other	0	0.0

Satisfaction ratings [n=24]						
	Overall Training		Employment Satisfaction		Quality of training	
	n	%	n	%	n	%
Very satisfied	19	79.2	19	79.2	21	87.5
Satisfied	5	20.8	4	16.7	3	12.5
Neutral	0	0.0	0	0.0	0	0.0
Dissatisfied	0	0.0	1	4.2	0	0.0
Very dissatisfied	0	0.0	0	0.0	0	0.0
					0	0.0

Recommend to others [n=24]						
	Yes		No		Don't know	
	n	%	n	%	n	%
Program	23	95.8	0	0.0	1	4.2
College of the North Atlantic	24	100.0	0	0.0	0	0.0

Further Education Summary [n=24]				
	Yes		No	
	n	%	n	%
Enrolled in further studies*	1	4.2	23	95.8
Registered as apprentice with Industrial Training Division	0	0.0	24	100.0
Further studies at CNA	0	0.0	24	100.0
Apprenticeship program with CNA	0	0.0	24	100.0
Apprenticeship program with other institution	0	0.0	24	100.0
Other post-secondary program	0	0.0	24	100.0
University program	0	0.0	24	100.0
Other program	1	4.2	23	95.8
CNA credential transferable to further studies	1	4.2	23	95.8

*Reason for taking further studies [n=1]		
	n	%
Job required further training	0	0.0
To upgrade qualifications in present field	1	100.0
Could not find employment related to training	0	0.0
Could not find ANY job	0	0.0
To enroll in an apprenticeship program	0	0.0
Other	0	0.0

Further studies - program type [n=1]		
	n	%
Certificate	0	0.0
Diploma	0	0.0
Degree	0	0.0
Trade - Entry Level	0	0.0
Apprenticeship	0	0.0
Other	1	100.0

Program: Personal Care Attendant/Home Support Worker (20 Week Certificate)

School: Health Sciences (Contract Training)

NOC: 6471

Campuses: Corner Brook, Bay St. George, Bonavista, St. Anthony

Graduates: 22 (21 Males, 1 Female)

Respondents: 11

Response Rate: 50.0%

Employment Information

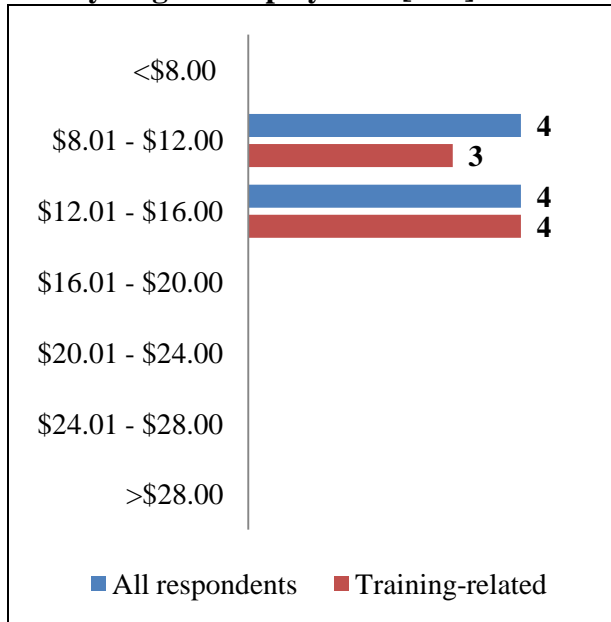
Employment summary [n=11]						
Employed	10 (90.9%)	Directly Related		8		
		Somewhat Related		1		
		Unrelated		1		
			Yes	No		
Unemployed*	1 (9.1%)	Actively looking for work		1	0	1
		Employed at some point since graduation		1	0	

Current employment status [n=10]								
	Total	Directly Related		Somewhat Related		Unrelated		Total
	n	n	%	n	%	n	%	%
Full-time Permanent	2	2	100.0	0	0.0	0	0.0	100.0
Full-time Temporary	0	0	0.0	0	0.0	0	0.0	0.0
Part-time Permanent	2	2	100.0	0	0.0	0	0.0	100.0
Part-time Temporary	1	0	0.0	1	100.0	0	0.0	100.0
Self-employment	0	0	0.0	0	0.0	0	0.0	0.0
Casual	4	4	100.0	0	0.0	0	0.0	100.0
Contractual	0	0	0.0	0	0.0	0	0.0	0.0
Seasonal	1	0	0.0	0	0.0	1	100.0	100.0
Total - Employed	10	8	80.0%	1	10.0%	1	10.0%	100.0%

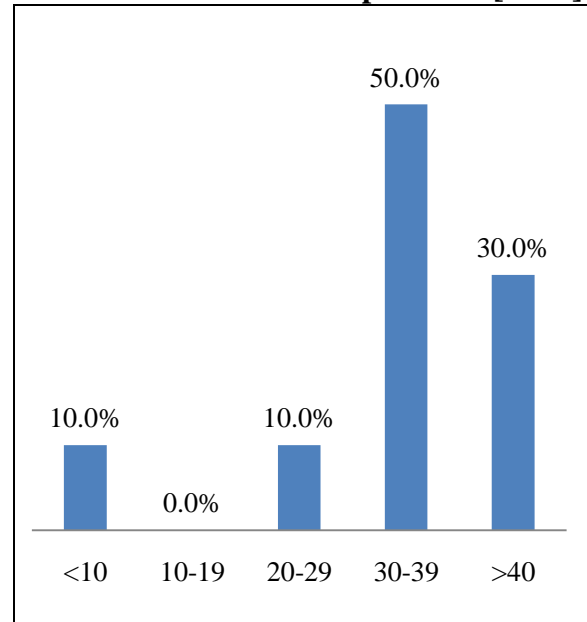
*Reason currently unemployed [n=1]		
	n	%
Cannot find suitable employment	1	100.0
Seasonal employment	0	0.0
No jobs in desired position	0	0.0
Enrolled in education/training	0	0.0
Require further training	0	0.0
Lack of experience	0	0.0
Presently unavailable to work	0	0.0
Other	0	0.0

Time to obtain training-related employment [n=11]		
	n	%
Job before graduation	1	9.1
3 months or less	6	54.5
4-6 months	3	27.3
7 or more months	0	0.0
No related job	1	9.1

Hourly wage of employment [n=8]



Number of hours worked per week [n=10]



Industry most associated with job [n=10]	
Resource Development [Mining, oil and gas]	0
Manufacturing	0
Construction	0
Transportation	0
Technology, Electronics and Communication	0
Wholesale and Retail	0
Finance, Insurance, Real Estate	0
Service	10
Media	0
Forestry, Fishery and Environment	0
Hospitality and Tourism	0
Other	0

Sample job titles

- Personal Care Attendant
- Home Support Worker
- Domestic

Employment services information [n=11]							
		Yes		No		Don't Know	
		n	%	n	%	n	%
Engaged in career planning prior to enrollment		7	63.6	4	36.4	0	0.0
Availed of career employment services at CNA	During program	9	81.8	2	18.2	0	0.0
	After graduation	0	0.0	11	100.0	0	0.0

Location of employment [n=10]				
Location	%	Province	n	%
In Province	100.0	Newfoundland and Labrador	10	100.0
Out of Province	0.0	Nova Scotia	0	0.0
		Prince Edward Island	0	0.0
		New Brunswick	0	0.0
		Quebec	0	0.0
		Ontario	0	0.0
		Manitoba	0	0.0
		Saskatchewan	0	0.0
		Alberta	0	0.0
		British Columbia	0	0.0
		Territories	0	0.0
		Outside Canada	0	0.0
Total	100.0		10	100.0

Program Information

Prior knowledge on program [n=11]		
	n	%
Very knowledgeable	4	36.4
Moderately knowledgeable	0	0.0
Somewhat knowledgeable	2	18.2
Slightly knowledgeable	3	27.3
Not at all knowledgeable	2	18.2

Reason for choosing program [n=11]		
	n	%
To be employed in this field	5	45.5
To update job skills	2	18.2
New skills for career change	0	0.0
For general interest	3	27.3
Other	1	9.1

Satisfaction ratings [n=11]							
	Overall Training		Employment Satisfaction		Quality of training		
	n	%	n	%	n	%	
Very satisfied	9	81.8	6	54.5	Excellent	8	72.7
Satisfied	1	9.1	2	18.2	Very good	1	9.1
Neutral	1	9.1	2	18.2	Good	2	18.2
Dissatisfied	0	0.0	1	9.1	Poor	0	0.0
Very dissatisfied	0	0.0	0	0.0	Very Poor	0	0.0

Recommend to others [n=11]						
	Yes		No		Don't know	
	n	%	n	%	n	%
Program	11	100.0	0	0.0	0	0.0
College of the North Atlantic	10	90.9	1	9.1	0	0.0

Further Education Summary [n=11]				
	Yes		No	
	n	%	n	%
Enrolled in further studies*	1	9.1	10	90.9
Registered as apprentice with Industrial Training Division	0	0.0	11	100.0
Further studies at CNA	1	9.1	10	90.9
Apprenticeship program with CNA	0	0.0	11	100.0
Apprenticeship program with other institution	0	0.0	11	100.0
Other post-secondary program	0	0.0	11	100.0
University program	0	0.0	11	100.0
Other program	0	0.0	11	100.0
CNA credential transferable to further studies	0	0.0	11	100.0

*Reason for taking further studies [n=1]		
	n	%
Job required further training	0	0.0
To upgrade qualifications in present field	0	0.0
Could not find employment related to training	1	100.0
Could not find ANY job	0	0.0
To enroll in an apprenticeship program	0	0.0
Other	0	0.0

Further studies - program type [n=1]		
	n	%
Certificate	0	0.0
Diploma	1	100.0
Degree	0	0.0
Trade - Entry Level	0	0.0
Apprenticeship	0	0.0
Other	0	0.0

Program: Physiotherapist Assistant (Certificate - Length varies)

School: Health Sciences

NOC: 3414

Campuses: Prince Philip Drive, Distributed Learning Service

Graduates: 12 (0 Males, 12 Females)

Respondents: 8

Response Rate: 66.7%

Employment Information

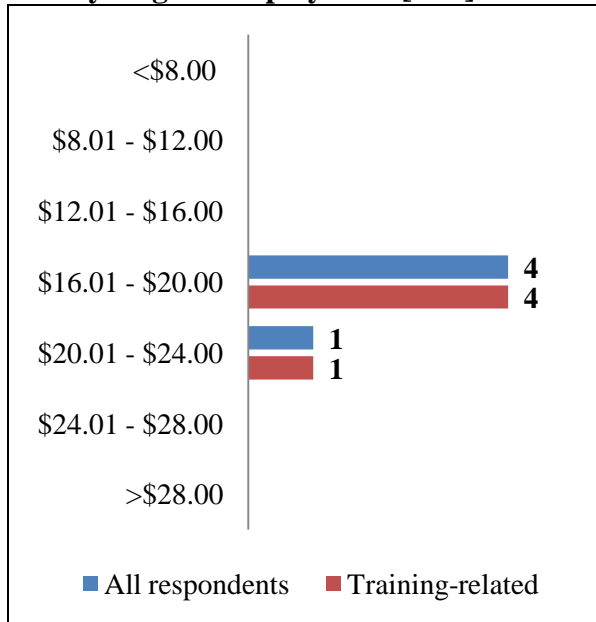
Employment summary [n=8]						
Employed	6 (75.0%)	Directly Related		6		
		Somewhat Related		0		
		Unrelated		0		
			Yes	No		
Unemployed*	2 (25.0%)	Actively looking for work		2	1	2
		Employed at some point since graduation		2	0	

Current employment status [n=6]								
	Total	Directly Related		Somewhat Related		Unrelated		Total
	n	n	%	n	%	n	%	%
Full-time Permanent	3	3	100.0	0	0.0	0	0.0	100.0
Full-time Temporary	0	0	0.0	0	0.0	0	0.0	0.0
Part-time Permanent	1	1	100.0	0	0.0	0	0.0	100.0
Part-time Temporary	0	0	0.0	0	0.0	0	0.0	0.0
Self-employment	0	0	0.0	0	0.0	0	0.0	0.0
Casual	2	2	100.0	0	0.0	0	0.0	100.0
Contractual	0	0	0.0	0	0.0	0	0.0	0.0
Seasonal	0	0	0.0	0	0.0	0	0.0	0.0
Total - Employed	6	6	100.0%	0	0.0%	0	0.0%	100.0%

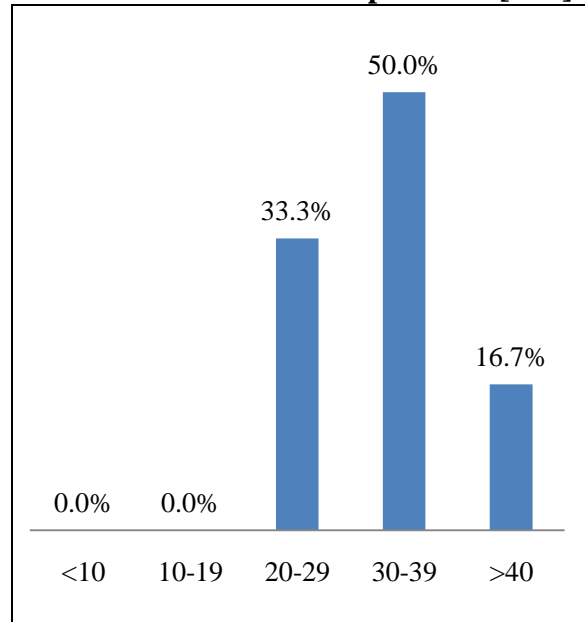
*Reason currently unemployed [n=2]		
	n	%
Cannot find suitable employment	0	0.0
Seasonal employment	0	0.0
No jobs in desired position	0	0.0
Enrolled in education/training	0	0.0
Require further training	0	0.0
Lack of experience	0	0.0
Presently unavailable to work	0	0.0
Other	2	100.0

Time to obtain training-related employment [n=8]		
	n	%
Job before graduation	4	50.0
3 months or less	2	25.0
4-6 months	1	12.5
7 or more months	0	0.0
No related job	1	12.5

Hourly wage of employment [n=5]



Number of hours worked per week [n=6]



Industry most associated with job [n=6]	
Resource Development [Mining, oil and gas]	0
Manufacturing	0
Construction	0
Transportation	0
Technology, Electronics and Communication	0
Wholesale and Retail	0
Finance, Insurance, Real Estate	0
Service	5
Media	0
Forestry, Fishery and Environment	0
Hospitality and Tourism	0
Other	1

Sample job titles

- Physiotherapist Assistant
- Rehabilitation Assistant
- Physiotherapist Support Worker

Employment services information [n=8]							
		Yes		No		Don't Know	
		n	%	n	%	n	%
Engaged in career planning prior to enrollment		1	12.5	7	87.5	0	0.0
Availed of career employment services at CNA	During program	2	25.0	6	75.0	0	0.0
	After graduation	0	0.0	8	100.0	0	0.0

Location of employment [n=6]				
Location	%	Province	n	%
In Province	50.0	Newfoundland and Labrador	3	50.0
Out of Province	50.0	Nova Scotia	1	16.7
		Prince Edward Island	0	0.0
		New Brunswick	0	0.0
		Quebec	0	0.0
		Ontario	1	16.7
		Manitoba	0	0.0
		Saskatchewan	0	0.0
		Alberta	0	0.0
		British Columbia	1	16.7
		Territories	0	0.0
		Outside Canada	0	0.0
Total	100.0		6	100.0

Program Information

Prior knowledge on program [n=8]		
	n	%
Very knowledgeable	3	37.5
Moderately knowledgeable	1	12.5
Somewhat knowledgeable	1	12.5
Slightly knowledgeable	1	12.5
Not at all knowledgeable	2	25.0

Reason for choosing program [n=8]		
	n	%
To be employed in this field	4	50.0
To update job skills	0	0.0
New skills for career change	1	12.5
For general interest	2	25.0
Other	1	12.5

Satisfaction ratings [n=8]							
	Overall Training		Employment Satisfaction		Quality of training		
	n	%	n	%	n	%	
Very satisfied	0	0.0	2	25.0	Excellent	0	0.0
Satisfied	8	100.0	6	75.0	Very good	7	87.5
Neutral	0	0.0	0	0.0	Good	1	12.5
Dissatisfied	0	0.0	0	0.0	Poor	0	0.0
Very dissatisfied	0	0.0	0	0.0	Very Poor	0	0.0

Recommend to others [n=8]						
	Yes		No		Don't know	
	n	%	n	%	n	%
Program	8	100.0	0	0.0	0	0.0
College of the North Atlantic	8	100.0	0	0.0	0	0.0

Further Education Summary [n=8]				
	Yes		No	
	n	%	n	%
Enrolled in further studies*	1	12.5	7	87.5
Registered as apprentice with Industrial Training Division	0	0.0	8	100.0
Further studies at CNA	0	0.0	8	100.0
Apprenticeship program with CNA	0	0.0	8	100.0
Apprenticeship program with other institution	0	0.0	8	100.0
Other post-secondary program	0	0.0	8	100.0
University program	0	0.0	8	100.0
Other program	1	12.5	7	87.5
CNA credential transferable to further studies	0	0.0	8	100.0

*Reason for taking further studies [n=1]		
	n	%
Job required further training	0	0.0
To upgrade qualifications in present field	0	0.0
Could not find employment related to training	0	0.0
Could not find ANY job	0	0.0
To enroll in an apprenticeship program	0	0.0
Other	1	100.0

Further studies - program type [n=1]		
	n	%
Certificate	1	100.0
Diploma	0	0.0
Degree	0	0.0
Trade - Entry Level	0	0.0
Apprenticeship	0	0.0
Other	0	0.0

Program: Primary Care Paramedicine (32 Week Certificate)

School: Health Sciences

NOC: 3234

Campuses: Prince Philip Drive, Bay St. George

Graduates: 20 (7 Males, 13 Females)

Respondents: 11

Response Rate: 55.0%

Employment Information

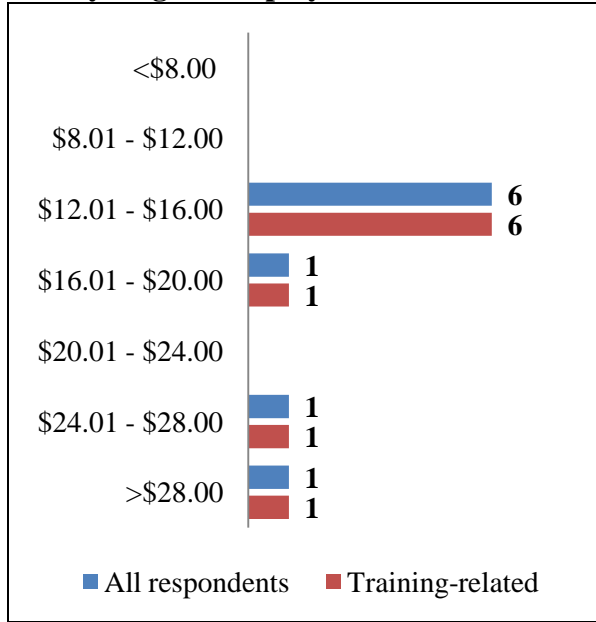
Employment summary [n=11]							
Employed	10 (90.9)	Directly Related			10		
		Somewhat Related			0		
		Unrelated			0		
			Yes	No			
Unemployed*	1 (9.1)	Actively looking for work			1	0	1
		Employed at some point since graduation			1	0	

Current employment status [n=10]								
	Total	Directly Related		Somewhat Related		Unrelated		Total
	n	n	%	n	%	n	%	%
Full-time Permanent	8	8	100.0	0	0.0	0	0.0	100.0
Full-time Temporary	2	2	100.0	0	0.0	0	0.0	100.0
Part-time Permanent	0	0	0.0	0	0.0	0	0.0	0.0
Part-time Temporary	0	0	0.0	0	0.0	0	0.0	0.0
Self-employment	0	0	0.0	0	0.0	0	0.0	0.0
Casual	0	0	0.0	0	0.0	0	0.0	0.0
Contractual	0	0	0.0	0	0.0	0	0.0	0.0
Seasonal	0	0	0.0	0	0.0	0	0.0	0.0
Total - Employed	10	10	100.0%	0	0.0%	0	0.0%	100.0%

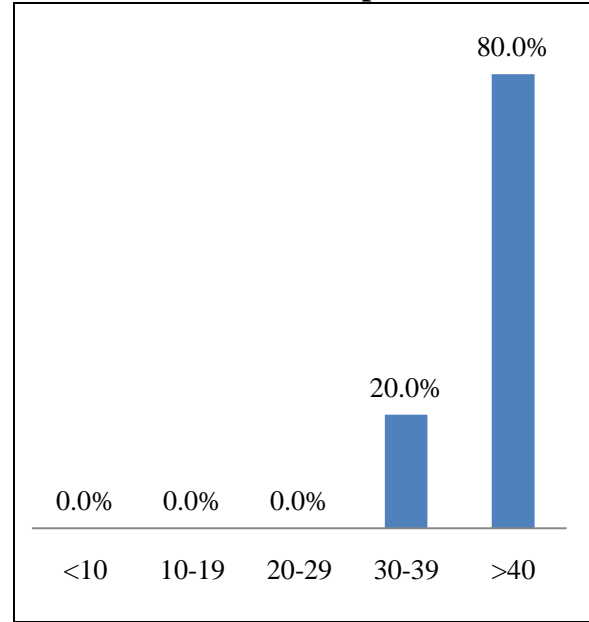
*Reason currently unemployed [n=1]		
	n	%
Cannot find suitable employment	0	0.0
Seasonal employment	0	0.0
No jobs in desired position	0	0.0
Enrolled in education/training	0	0.0
Require further training	0	0.0
Lack of experience	0	0.0
Presently unavailable to work	0	0.0
Other	1	100.0

Time to obtain training-related employment [n=11]		
	n	%
Job before graduation	6	54.5
3 months or less	3	27.3
4-6 months	0	0.0
7 or more months	1	9.1
No related job	1	9.1

Hourly wage of employment [n=9]



Number of hours worked per week [n=10]



Industry most associated with job [n=10]	
Resource Development [Mining, oil and gas]	0
Manufacturing	0
Construction	0
Transportation	0
Technology, Electronics and Communication	0
Wholesale and Retail	0
Finance, Insurance, Real Estate	0
Service	8
Media	0
Forestry, Fishery and Environment	0
Hospitality and Tourism	0
Other	2

Sample job titles

Primary Care Paramedic
 Emergency Medical Technician

Employment services information [n=11]							
		Yes		No		Don't Know	
		n	%	n	%	n	%
Engaged in career planning prior to enrollment		0	0.0	10	90.9	1	9.1
Availed of career employment services at CNA	During program	1	9.1	10	90.9	0	0.0
	After graduation	0	0.0	11	100.0	0	0.0

Location of employment [n=10]				
Location	%	Province	n	%
In Province	90.0	Newfoundland and Labrador	9	90.0
Out of Province	10.0	Nova Scotia	0	0.0
		Prince Edward Island	0	0.0
		New Brunswick	0	0.0
		Quebec	0	0.0
		Ontario	0	0.0
		Manitoba	0	0.0
		Saskatchewan	0	0.0
		Alberta	1	10.0
		British Columbia	0	0.0
		Territories	0	0.0
Outside Canada	0	0.0	0	0.0
Total	100.0		10	100.0

Program Information

Prior knowledge on program [n=11]		
	n	%
Very knowledgeable	1	9.1
Moderately knowledgeable	3	27.3
Somewhat knowledgeable	4	36.4
Slightly knowledgeable	2	18.2
Not at all knowledgeable	1	9.1

Reason for choosing program [n=11]		
	n	%
To be employed in this field	5	45.5
To update job skills	2	18.2
New skills for career change	0	0.0
For general interest	4	36.4
Other	0	0.0

Satisfaction ratings [n=11]						
	Overall Training		Employment Satisfaction		Quality of training	
	n	%	n	%	n	%
Very satisfied	3	27.3	5	45.5	4	36.4
Satisfied	5	45.5	5	45.5	5	45.5
Neutral	3	27.3	0	0.0	1	9.1
Dissatisfied	0	0.0	1	9.1	1	9.1
Very dissatisfied	0	0.0	0	0.0	0	0.0
					1	9.1
					0	0.0

Recommend to others [n=11]						
	Yes		No		Don't know	
	n	%	n	%	n	%
Program	10	90.9	1	9.1	0	0.0
College of the North Atlantic	11	100.0	0	0.0	0	0.0

Further Education Summary [n=11]				
	Yes		No	
	n	%	n	%
Enrolled in further studies*	0	0.0	11	100.0
Registered as apprentice with Industrial Training Division	0	0.0	11	100.0
Further studies at CNA	0	0.0	11	100.0
Apprenticeship program with CNA	0	0.0	11	100.0
Apprenticeship program with other institution	0	0.0	11	100.0
Other post-secondary program	0	0.0	11	100.0
University program	0	0.0	11	100.0
Other program	0	0.0	11	100.0
CNA credential transferable to further studies	0	0.0	11	100.0

*Reason for taking further studies [n=0]		
	n	%
Job required further training	0	0.0
To upgrade qualifications in present field	0	0.0
Could not find employment related to training	0	0.0
Could not find ANY job	0	0.0
To enroll in an apprenticeship program	0	0.0
Other	0	0.0

Further studies - program type [n=0]		
	n	%
Certificate	0	0.0
Diploma	0	0.0
Degree	0	0.0
Trade - Entry Level	0	0.0
Apprenticeship	0	0.0
Other	0	0.0

Program: Respiratory Therapy (3 Year Diploma)

School: Health Sciences

NOC: 3214

Campuses: Prince Philip Drive

Graduates: 8 (1 Male, 7 Females)

Respondents: 6

Response Rate: 75.0%

Employment Information

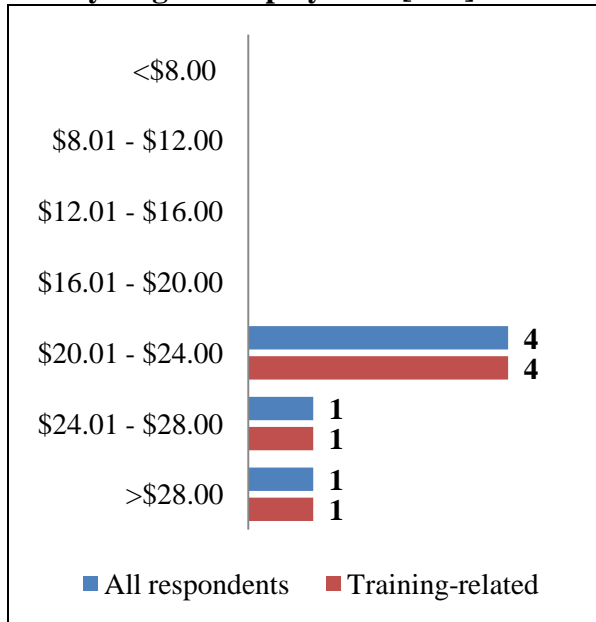
Employment summary [n=6]						
Employed	6 (100.0%)	Directly Related		6		
		Somewhat Related		0		
		Unrelated		0		
			Yes	No		
Unemployed*	0 (0.0%)	Actively looking for work		0	0	0
		Employed at some point since graduation		0	0	

Current employment status [n=6]								
	Total	Directly Related		Somewhat Related		Unrelated		Total
	n	n	%	n	%	n	%	%
Full-time Permanent	1	1	100.0	0	0.0	0	0.0	100.0
Full-time Temporary	0	0	0.0	0	0.0	0	0.0	0.0
Part-time Permanent	1	1	100.0	0	0.0	0	0.0	100.0
Part-time Temporary	1	1	100.0	0	0.0	0	0.0	100.0
Self-employment	0	0	0.0	0	0.0	0	0.0	0.0
Casual	3	3	100.0	0	0.0	0	0.0	100.0
Contractual	0	0	0.0	0	0.0	0	0.0	0.0
Seasonal	0	0	0.0	0	0.0	0	0.0	0.0
Total - Employed	6	6	100.0%	0	0.0%	0	0.0%	100.0%

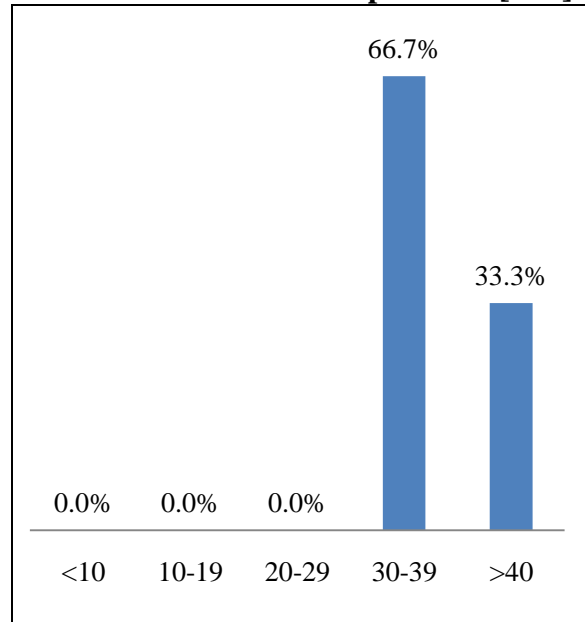
*Reason currently unemployed [n=0]		
	n	%
Cannot find suitable employment	0	0.0
Seasonal employment	0	0.0
No jobs in desired position	0	0.0
Enrolled in education/training	0	0.0
Require further training	0	0.0
Lack of experience	0	0.0
Presently unavailable to work	0	0.0
Other	0	0.0

Time to obtain training-related employment [n=6]		
	n	%
Job before graduation	2	33.3
3 months or less	4	66.7
4-6 months	0	0.0
7 or more months	0	0.0
No related job	0	0.0

Hourly wage of employment [n=6]



Number of hours worked per week [n=6]



Industry most associated with job [n=6]	
Resource Development [Mining, oil and gas]	0
Manufacturing	0
Construction	0
Transportation	0
Technology, Electronics and Communication	0
Wholesale and Retail	0
Finance, Insurance, Real Estate	0
Service	6
Media	0
Forestry, Fishery and Environment	0
Hospitality and Tourism	0
Other	0

Sample job titles

Respiratory Therapist I

Respiratory Therapist II

Employment services information [n=6]							
		Yes		No		Don't Know	
		n	%	n	%	n	%
Engaged in career planning prior to enrollment		1	16.7	5	83.3	0	0.0
Availed of career employment services at CNA	During program	3	50.0	3	50.0	0	0.0
	After graduation	0	0.0	6	100.0	0	0.0

Location of employment [n=6]				
Location	%	Province	n	%
In Province	100.0	Newfoundland and Labrador	6	100.0
Out of Province	0.0	Nova Scotia	0	0.0
		Prince Edward Island	0	0.0
		New Brunswick	0	0.0
		Quebec	0	0.0
		Ontario	0	0.0
		Manitoba	0	0.0
		Saskatchewan	0	0.0
		Alberta	0	0.0
		British Columbia	0	0.0
		Territories	0	0.0
		Outside Canada	0	0.0
Total	100.0		6	100.0

Program Information

Prior knowledge on program [n=6]		
	n	%
Very knowledgeable	0	0.0
Moderately knowledgeable	0	0.0
Somewhat knowledgeable	2	33.3
Slightly knowledgeable	1	16.7
Not at all knowledgeable	3	50.0

Reason for choosing program [n=6]		
	n	%
To be employed in this field	2	33.3
To update job skills	0	0.0
New skills for career change	0	0.0
For general interest	4	66.7
Other	0	0.0

Satisfaction ratings [n=6]							
	Overall Training		Employment Satisfaction		Quality of training		
	n	%	n	%	n	%	
Very satisfied	0	0.0	0	0.0	Excellent	1	16.7
Satisfied	5	83.3	6	100.0	Very good	4	66.7
Neutral	1	16.7	0	0.0	Good	1	16.7
Dissatisfied	0	0.0	0	0.0	Poor	0	0.0
Very dissatisfied	0	0.0	0	0.0	Very Poor	0	0.0

Recommend to others [n=6]						
	Yes		No		Don't know	
	n	%	n	%	n	%
Program	6	100.0	0	0.0	0	0.0
College of the North Atlantic	6	100.0	0	0.0	0	0.0

Further Education Summary [n=6]				
	Yes		No	
	n	%	n	%
Enrolled in further studies*	0	0.0	6	100.0
Registered as apprentice with Industrial Training Division	0	0.0	6	100.0
Further studies at CNA	0	0.0	6	100.0
Apprenticeship program with CNA	0	0.0	6	100.0
Apprenticeship program with other institution	0	0.0	6	100.0
Other post-secondary program	0	0.0	6	100.0
University program	0	0.0	6	100.0
Other program	0	0.0	6	100.0
CNA credential transferable to further studies	0	0.0	6	100.0

*Reason for taking further studies [n=0]		
	n	%
Job required further training	0	0.0
To upgrade qualifications in present field	0	0.0
Could not find employment related to training	0	0.0
Could not find ANY job	0	0.0
To enroll in an apprenticeship program	0	0.0
Other	0	0.0

Further studies - program type [n=0]		
	n	%
Certificate	0	0.0
Diploma	0	0.0
Degree	0	0.0
Trade - Entry Level	0	0.0
Apprenticeship	0	0.0
Other	0	0.0

Program: Automotive Service Technician (43 Week Certificate)

School: Industrial Trades

NOC: 7321

Campuses: Bay St. George, Gander, Prince Philip Drive

Graduates: 42 (40 Males, 2 Females)

Respondents: 19

Response Rate: 45.2%

Employment Information


Employment summary [n=19]						
Employed	17 (89.5%)	Directly Related		17		
		Somewhat Related		0		
		Unrelated		0		
			Yes	No		
Unemployed*	2 (10.5%)	Actively looking for work		1	1	2
		Employed at some point since graduation		2	0	

Current employment status [n=17]								
	Total	Directly Related		Somewhat Related		Unrelated		Total
	n	n	%	n	%	n	%	%
Full-time Permanent	16	16	100.0	0	0.0	0	0.0	100.0
Full-time Temporary	1	1	100.0	0	0.0	0	0.0	100.0
Part-time Permanent	0	0	0.0	0	0.0	0	0.0	0.0
Part-time Temporary	0	0	0.0	0	0.0	0	0.0	0.0
Self-employment	0	0	0.0	0	0.0	0	0.0	0.0
Casual	0	0	0.0	0	0.0	0	0.0	0.0
Contractual	0	0	0.0	0	0.0	0	0.0	0.0
Seasonal	0	0	0.0	0	0.0	0	0.0	0.0
Total - Employed	17	17	100.0%	0	0.0%	0	0.0%	100.0%

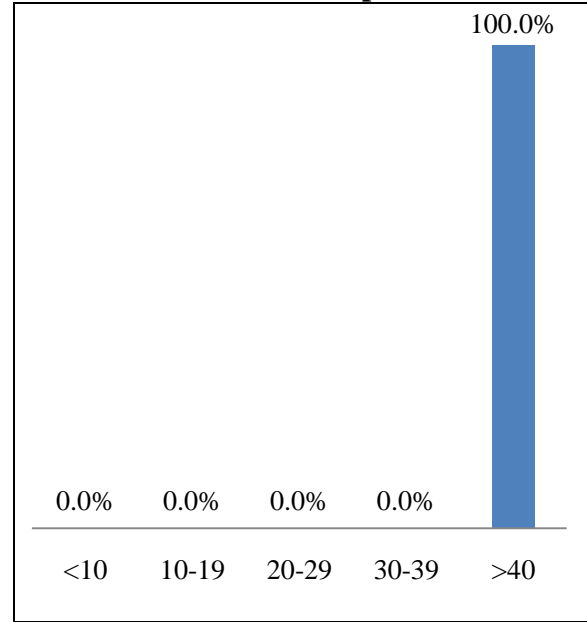
*Reason currently unemployed [n=2]		
	n	%
Cannot find suitable employment	1	50.0
Seasonal employment	0	0.0
No jobs in desired position	0	0.0
Enrolled in education/training	0	0.0
Require further training	0	0.0
Lack of experience	0	0.0
Presently unavailable to work	0	0.0
Other	1	50.0

Time to obtain training-related employment [n=19]		
	n	%
Job before graduation	6	31.6
3 months or less	12	63.2
4-6 months	0	0.0
7 or more months	1	5.3
No related job	0	0.0

Hourly wage of employment [n=12]



Number of hours worked per week [n=17]



Industry most associated with job [n=17]	
Resource Development [Mining, oil and gas]	0
Manufacturing	0
Construction	0
Transportation	0
Technology, Electronics and Communication	0
Wholesale and Retail	0
Finance, Insurance, Real Estate	0
Service	1
Media	0
Forestry, Fishery and Environment	0
Hospitality and Tourism	0
Other	16

Sample job titles

Automotive Service Technician

Mechanic Apprentice

Parts and Service Clerk

Employment services information [n=19]							
		Yes		No		Don't Know	
		n	%	n	%	n	%
Engaged in career planning prior to enrollment		4	21.1	12	63.2	3	15.8
Availed of career employment services at CNA	During program	17	89.5	2	10.5	0	0.0
	After graduation	0	0.0	19	100.0	0	0.0

Location of employment [n=17]				
Location	%	Province	n	%
In Province	100.0	Newfoundland and Labrador	17	100.0
Out of Province	0.0	Nova Scotia	0	0.0
		Prince Edward Island	0	0.0
		New Brunswick	0	0.0
		Quebec	0	0.0
		Ontario	0	0.0
		Manitoba	0	0.0
		Saskatchewan	0	0.0
		Alberta	0	0.0
		British Columbia	0	0.0
		Territories	0	0.0
		Outside Canada	0	0.0
Total	100.0		17	100.0

Program Information

Prior knowledge on program [n=19]		
	n	%
Very knowledgeable	2	10.5
Moderately knowledgeable	1	5.3
Somewhat knowledgeable	4	21.1
Slightly knowledgeable	7	36.8
Not at all knowledgeable	5	26.3

Reason for choosing program [n=19]		
	n	%
To be employed in this field	5	26.3
To update job skills	0	0.0
New skills for career change	0	0.0
For general interest	13	68.4
Other	1	5.3

Satisfaction ratings [n=19]							
	Overall Training		Employment Satisfaction		Quality of training		
	n	%	n	%	n	%	
Very satisfied	13	68.4	8	40.0	Excellent	8	42.1
Satisfied	6	31.6	11	55.0	Very good	11	57.9
Neutral	0	0.0	1	5.0	Good	0	0.0
Dissatisfied	0	0.0	0	0.0	Poor	0	0.0
Very dissatisfied	0	0.0	0	0.0	Very Poor	0	0.0

Recommend to others [n=19]						
	Yes		No		Don't know	
	n	%	n	%	n	%
Program	19	100.0	0	0.0	0	0.0
College of the North Atlantic	19	100.0	0	0.0	0	0.0

Further Education Summary [n=19]				
	Yes		No	
	n	%	n	%
Enrolled in further studies*	7	36.8	12	63.2
Registered as apprentice with Industrial Training Division	12	63.2	7	36.8
Further studies at CNA	7	36.8	12	63.2
Apprenticeship program with CNA	7	36.8	12	63.2
Apprenticeship program with other institution	0	0.0	20	100.0
Other post-secondary program	0	0.0	20	100.0
University program	0	0.0	20	100.0
Other program	0	0.0	20	100.0
CNA credential transferable to further studies	6	31.6	13	68.4

*Reason for taking further studies [n=7]		
	n	%
Job required further training	7	100.0
To upgrade qualifications in present field	0	0.0
Could not find employment related to training	0	0.0
Could not find ANY job	0	0.0
To enroll in an apprenticeship program	0	0.0
Other	0	0.0

Further studies - program type [n=7]		
	n	%
Certificate	0	0.0
Diploma	0	0.0
Degree	0	0.0
Trade - Entry Level	0	0.0
Apprenticeship	7	100.0
Other	0	0.0

Program: Carpenter (1 Year Certificate)

School: Industrial Trades

NOC: 7271

Campuses: Clarenville, Happy Valley-Goose Bay

Graduates: 27 (26 Males, 1 Female)

Respondents: 15

Response Rate: 55.6%

Employment Information

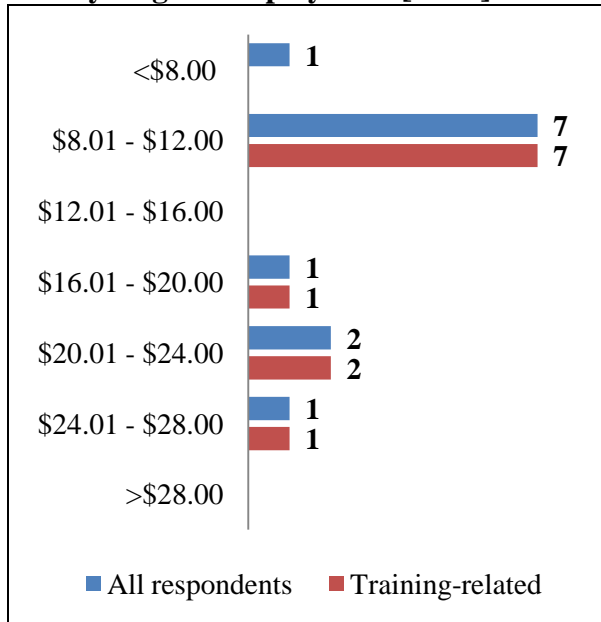
Employment summary [n=15]						
Employed	12 (100.0%)	Directly Related		9		
		Somewhat Related		1		
		Unrelated		2		
			Yes	No		
Unemployed*	3 (0.0%)	Actively looking for work		2	1	3
		Employed at some point since graduation		3	0	

Current employment status [n=12]								
	Total	Directly Related		Somewhat Related		Unrelated		Total
	n	n	%	n	%	n	%	%
Full-time Permanent	4	2	50.0	1	25.0	1	25.0	100.0
Full-time Temporary	2	2	100.0	0	0.0	0	0.0	100.0
Part-time Permanent	0	0	0.0	0	0.0	0	0.0	0.0
Part-time Temporary	1	1	100.0	0	0.0	0	0.0	100.0
Self-employment	0	0	0.0	0	0.0	0	0.0	0.0
Casual	1	1	100.0	0	0.0	0	0.0	100.0
Contractual	1	1	100.0	0	0.0	0	0.0	100.0
Seasonal	3	2	66.7	0	0.0	1	33.3	100.0
Total - Employed	12	9	75.0%	1	8.3%	2	16.7%	100.0%

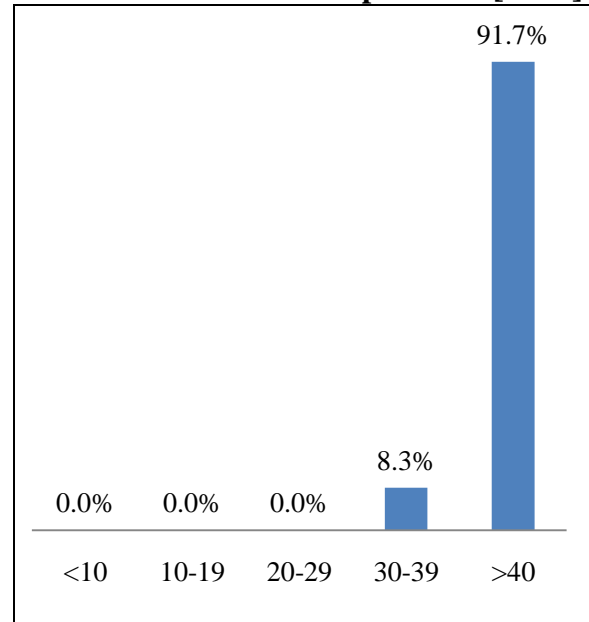
*Reason currently unemployed [n=3]		
	n	%
Cannot find suitable employment	0	0.0
Seasonal employment	1	33.3
No jobs in desired position	0	0.0
Enrolled in education/training	0	0.0
Require further training	0	0.0
Lack of experience	0	0.0
Presently unavailable to work	0	0.0
Other	2	66.7

Time to obtain training-related employment [n=15]		
	n	%
Job before graduation	3	20.0
3 months or less	9	60.0
4-6 months	1	6.7
7 or more months	0	0.0
No related job	2	13.3

Hourly wage of employment [n=12]



Number of hours worked per week [n=12]



Industry most associated with job [n=12]	
Resource Development [Mining, oil and gas]	0
Manufacturing	0
Construction	11
Transportation	0
Technology, Electronics and Communication	0
Wholesale and Retail	0
Finance, Insurance, Real Estate	0
Service	0
Media	0
Forestry, Fishery and Environment	0
Hospitality and Tourism	0
Other	1

Sample job titles

- Carpenter
- Framer
- Siding Installer

Employment services information [n=15]							
		Yes		No		Don't Know	
		n	%	n	%	n	%
Engaged in career planning prior to enrollment		3	20.0	11	73.3	1	6.7
Availed of career employment services at CNA	During program	13	86.7	2	13.3	0	0.0
	After graduation	1	6.7	14	93.3	0	0.0

Location of employment [n=12]				
Location	%	Province	n	%
In Province	66.7	Newfoundland and Labrador	8	66.7
Out of Province	33.3	Nova Scotia	0	0.0
		Prince Edward Island	0	0.0
		New Brunswick	0	0.0
		Quebec	0	0.0
		Ontario	1	8.3
		Manitoba	0	0.0
		Saskatchewan	0	0.0
		Alberta	3	25.0
		British Columbia	0	0.0
		Territories	0	0.0
		Outside Canada	0	0.0
Total	100.0		12	100.0

Program Information

Prior knowledge on program [n=14]		
	n	%
Very knowledgeable	1	7.1
Moderately knowledgeable	6	42.9
Somewhat knowledgeable	5	35.7
Slightly knowledgeable	2	14.3
Not at all knowledgeable	0	0.0

Reason for choosing program [n=15]		
	n	%
To be employed in this field	4	26.7
To update job skills	0	0.0
New skills for career change	2	13.3
For general interest	7	46.7
Other	2	13.3

Satisfaction ratings [n=15]							
	Overall Training		Employment Satisfaction		Quality of training		
	n	%	n	%	n	%	
Very satisfied	4	26.7	3	20.0	Excellent	4	26.7
Satisfied	7	46.7	9	60.0	Very good	4	26.7
Neutral	4	26.7	2	13.3	Good	7	46.7
Dissatisfied	0	0.0	0	0.0	Poor	0	0.0
Very dissatisfied	0	0.0	1	6.7	Very Poor	0	0.0

Recommend to others [n=15]						
	Yes		No		Don't know	
	n	%	n	%	n	%
Program	14	93.3	0	0.0	1	6.7
College of the North Atlantic	14	93.3	1	6.7	0	0.0

Further Education Summary [n=15]				
	Yes		No	
	n	%	n	%
Enrolled in further studies*	2	13.3	13	86.7
Registered as apprentice with Industrial Training Division	2	13.3	13	86.7
Further studies at CNA	1	6.7	14	93.3
Apprenticeship program with CNA	1	6.7	14	93.3
Apprenticeship program with other institution	0	0.0	15	100.0
Other post-secondary program	0	0.0	15	100.0
University program	0	0.0	15	100.0
Other program	1	6.7	14	93.3
CNA credential transferable to further studies	1	6.7	14	93.3

*Reason for taking further studies [n=2]		
	n	%
Job required further training	0	0.0
To upgrade qualifications in present field	1	50.0
Could not find employment related to training	0	0.0
Could not find ANY job	0	0.0
To enroll in an apprenticeship program	1	50.0
Other	0	0.0

Further studies - program type [n=2]		
	n	%
Certificate	0	0.0
Diploma	0	0.0
Degree	0	0.0
Trade - Entry Level	0	0.0
Apprenticeship	1	50.0
Other	1	50.0

Program: Construction/Industrial Electrician (1 Year Certificate)

School: Industrial Trades

NOC: 7241

Campuses: Bonavista, Corner Brook, Happy Valley-Goose Bay, Seal Cove

Graduates: 84 (76 Males, 8 Females)

Respondents: 42

Response Rate: 48.8%

Employment Information

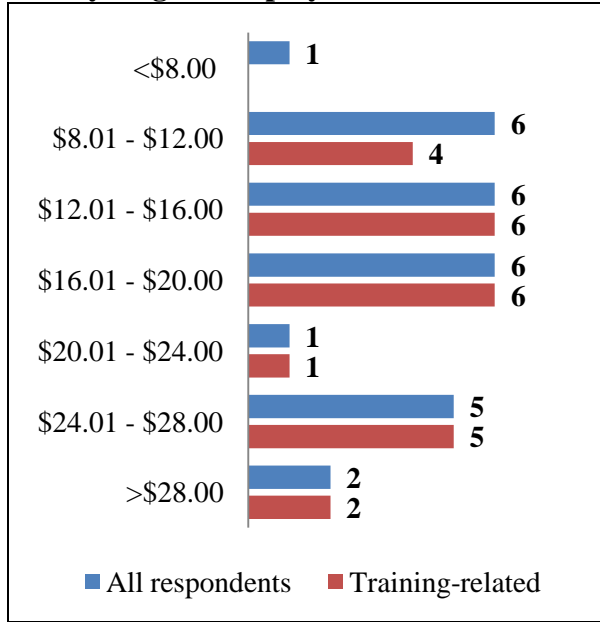
Employment summary [n=42]						
Employed	33 (78.6%)	Directly Related		27		
		Somewhat Related		0		
		Unrelated		5		
			Yes	No		
Unemployed*	9 (21.4%)	Actively looking for work		9	0	9
		Employed at some point since graduation		9	0	

Current employment status [n=32]								
	Total	Directly Related		Somewhat Related		Unrelated		Total
	n	n	%	n	%	n	%	%
Full-time Permanent	18	18	100.0	0	0.0	0	0.0	100.0
Full-time Temporary	9	5	55.6	0	0.0	4	44.4	100.0
Part-time Permanent	3	2	66.7	0	0.0	1	33.3	100.0
Part-time Temporary	0	0	0.0	0	0.0	0	0.0	0.0
Self-employment	0	0	0.0	0	0.0	0	0.0	0.0
Casual	1	1	100.0	0	0.0	0	0.0	100.0
Contractual	1	1	100.0	0	0.0	0	0.0	100.0
Seasonal	0	0	0.0	0	0.0	0	0.0	0.0
Total - Employed	32	27	84.4%	0	0.0%	5	15.6%	100.0%

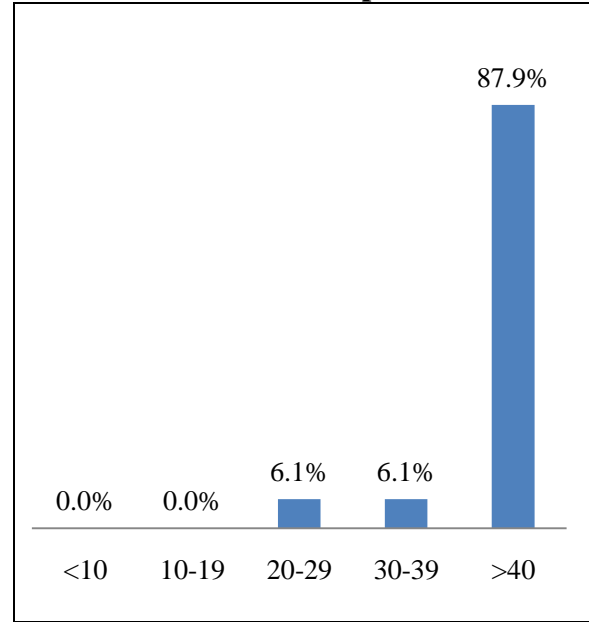
*Reason currently unemployed [n=9]		
	n	%
Cannot find suitable employment	1	11.1
Seasonal employment	1	11.1
No jobs in desired position	1	11.1
Enrolled in education/training	0	0.0
Require further training	0	0.0
Lack of experience	1	11.1
Presently unavailable to work	0	0.0
Other	5	55.6

Time to obtain training-related employment [n=42]		
	n	%
Job before graduation	7	16.7
3 months or less	16	38.1
4-6 months	9	21.4
7 or more months	1	2.4
No related job	9	21.4

Hourly wage of employment [n=27]



Number of hours worked per week [n=33]



Industry most associated with job [n=33]	
Resource Development [Mining, oil and gas]	3
Manufacturing	0
Construction	23
Transportation	0
Technology, Electronics and Communication	0
Wholesale and Retail	1
Finance, Insurance, Real Estate	0
Service	4
Media	0
Forestry, Fishery and Environment	0
Hospitality and Tourism	1
Other	1

Sample job titles

Electrician

Employment services information [n=42]							
		Yes		No		Don't Know	
		n	%	n	%	n	%
Engaged in career planning prior to enrollment		10	23.8	31	73.8	1	2.4
Availed of career employment services at CNA	During program	41	97.6	1	2.4	0	0.0
	After graduation	1	2.4	39	92.9	2	4.8

Location of employment [n=33]				
Location	%	Province	n	%
In Province	60.6	Newfoundland and Labrador	20	60.6
Out of Province	39.4	Nova Scotia	0	0.0
		Prince Edward Island	0	0.0
		New Brunswick	0	0.0
		Quebec	0	0.0
		Ontario	0	0.0
		Manitoba	0	0.0
		Saskatchewan	1	3.0
		Alberta	12	36.4
		British Columbia	0	0.0
		Territories	0	0.0
		Outside Canada	0	0.0
Total	100.0		33	100.0

Program Information

Prior knowledge on program [n=42]		
	n	%
Very knowledgeable	2	4.8
Moderately knowledgeable	5	11.9
Somewhat knowledgeable	5	11.9
Slightly knowledgeable	14	33.3
Not at all knowledgeable	16	38.1

Reason for choosing program [n=42]		
	n	%
To be employed in this field	19	45.2
To update job skills	1	2.4
New skills for career change	1	2.4
For general interest	17	40.5
Other	4	9.5

Satisfaction ratings [n=42]						
	Overall Training		Employment Satisfaction		Quality of training	
	n	%	n	%	n	%
Very satisfied	28	66.7	20	47.6	21	50.0
Satisfied	13	30.9	17	40.5	17	38.1
Neutral	1	2.4	5	11.9	5	11.9
Dissatisfied	0	0.0	0	0.0	0	0.0
Very dissatisfied	0	0.0	0	0.0	0	0.0
					0	0.0
					0	0.0

Recommend to others [n=42]						
	Yes		No		Don't know	
	n	%	n	%	n	%
Program	41	97.7	1	2.4	0	0.0
College of the North Atlantic	40	95.2	1	2.4	1	2.4

Further Education Summary [n=42]				
	Yes		No	
	n	%	n	%
Enrolled in further studies*	7	16.7	35	83.3
Registered as apprentice with Industrial Training Division	31	73.8	11	26.2
Further studies at CNA	7	16.7	35	83.3
Apprenticeship program with CNA	7	16.7	35	83.3
Apprenticeship program with other institution	0	0.0	42	100.0
Other post-secondary program	0	0.0	42	100.0
University program	0	0.0	42	100.0
Other program	0	0.0	42	100.0
CNA credential transferable to further studies	6	14.3	36	85.7

*Reason for taking further studies [n=7]		
	n	%
Job required further training	0	0.0
To upgrade qualifications in present field	7	100.0
Could not find employment related to training	0	0.0
Could not find ANY job	0	0.0
To enroll in an apprenticeship program	0	0.0
Other	0	0.0

Further studies - program type [n=7]		
	n	%
Certificate	0	0.0
Diploma	0	0.0
Degree	0	0.0
Trade - Entry Level	0	0.0
Apprenticeship	7	100.0
Other	0	0.0

Program: Cook (1 Year Certificate)

School: Industrial Trades

NOC: 6242

Campuses: Bay St. George, Burin, Seal Cove, Prince Philip Drive

Graduates: 53 (18 Males, 35 Females) Respondents: 22

Response Rate: 41.5%

Employment Information

Employment summary [n=22]						
Employed	19 (86.4%)	Directly Related		16		
		Somewhat Related		3		
		Unrelated		0		
			Yes	No		
Unemployed*	3 (13.6%)	Actively looking for work		2	1	3
		Employed at some point since graduation		1	2	

Current employment status [n=19]								
	Total	Directly Related		Somewhat Related		Unrelated		Total
	n	n	%	n	%	n	%	%
Full-time Permanent	8	6	75.0	2	25.0	0	0.0	100.0
Full-time Temporary	0	0	0.0	0	0.0	0	0.0	0.0
Part-time Permanent	4	4	100.0	0	0.0	0	0.0	100.0
Part-time Temporary	3	2	66.7	1	33.3	0	0.0	100.0
Self-employment	0	0	0.0	0	0.0	0	0.0	0.0
Casual	4	4	100.0	0	0.0	0	0.0	100.0
Contractual	0	0	0.0	0	0.0	0	0.0	0.0
Seasonal	0	0	0.0	0	0.0	0	0.0	0.0
Total - Employed	19	16	84.2%	3	15.8%	0	0.0%	100.0%

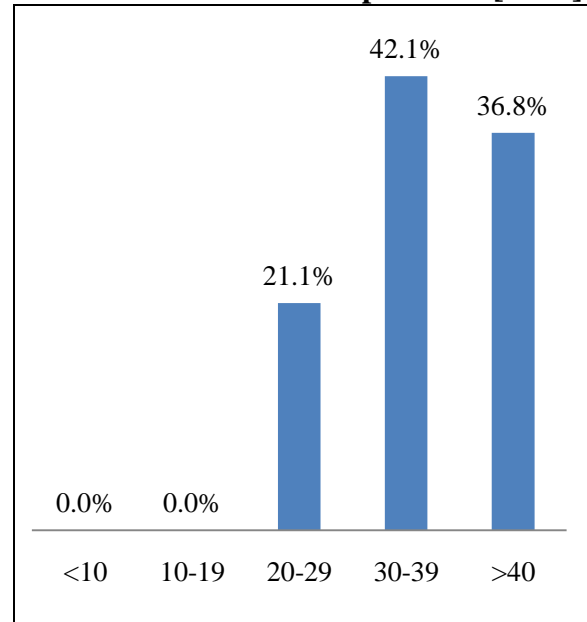
*Reason currently unemployed [n=3]		
	n	%
Cannot find suitable employment	0	0.0
Seasonal employment	0	0.0
No jobs in desired position	1	33.3
Enrolled in education/training	0	0.0
Require further training	0	0.0
Lack of experience	0	0.0
Presently unavailable to work	1	33.3
Other	1	33.3

Time to obtain training-related employment [n=20]		
	n	%
Job before graduation	8	40.0
3 months or less	8	40.0
4-6 months	3	15.0
7 or more months	0	0.0
No related job	1	5.0

Hourly wage of employment [n=15]



Number of hours worked per week [n=19]



Industry most associated with job [n=19]	
Resource Development [Mining, oil and gas]	0
Manufacturing	0
Construction	0
Transportation	0
Technology, Electronics and Communication	0
Wholesale and Retail	0
Finance, Insurance, Real Estate	0
Service	7
Media	0
Forestry, Fishery and Environment	0
Hospitality and Tourism	11
Other	1

Sample job titles

- Cook I
- Cook Steward
- Pastry Chef

Employment services information [n=22]							
		Yes		No		Don't Know	
		n	%	n	%	n	%
Engaged in career planning prior to enrollment		6	27.3	15	68.2	1	4.5
Availed of career employment services at CNA	During program	19	86.4	3	13.6	0	0.0
	After graduation	2	9.1	20	90.9	0	0.0

Location of employment [n=19]				
Location	%	Province	n	%
In Province	94.7	Newfoundland and Labrador	18	94.7
Out of Province	5.3	Nova Scotia	0	0.0
		Prince Edward Island	0	0.0
		New Brunswick	0	0.0
		Quebec	0	0.0
		Ontario	0	0.0
		Manitoba	0	0.0
		Saskatchewan	0	0.0
		Alberta	0	0.0
		British Columbia	0	0.0
		Territories	0	0.0
		Outside Canada	1	5.3
Total	100.0		19	100.0

Program Information

Prior knowledge on program [n=22]		
	n	%
Very knowledgeable	4	18.2
Moderately knowledgeable	8	36.4
Somewhat knowledgeable	4	18.2
Slightly knowledgeable	3	13.6
Not at all knowledgeable	3	13.6

Reason for choosing program [n=22]		
	n	%
To be employed in this field	7	31.8
To update job skills	2	9.1
New skills for career change	1	4.5
For general interest	10	45.5
Other	2	9.1

Satisfaction ratings [n=22]							
	Overall Training		Employment Satisfaction		Quality of training		
	n	%	n	%	n	%	
Very satisfied	16	72.7	15	68.2	Excellent	13	59.1
Satisfied	6	27.3	6	27.3	Very good	6	27.3
Neutral	0	0.0	1	4.5	Good	3	13.6
Dissatisfied	0	0.0	0	0.0	Poor	0	0.0
Very dissatisfied	0	0.0	0	0.0	Very Poor	0	0.0

Recommend to others [n=22]						
	Yes		No		Don't know	
	n	%	n	%	n	%
Program	22	100.0	0	0.0	0	0.0
College of the North Atlantic	22	100.0	0	0.0	0	0.0

Further Education Summary [n=22]				
	Yes		No	
	n	%	n	%
Enrolled in further studies*	4	18.2	18	81.8
Registered as apprentice with Industrial Training Division	3	13.6	19	86.4
Further studies at CNA	4	18.2	18	81.8
Apprenticeship program with CNA	3	13.6	19	86.4
Apprenticeship program with other institution	0	0.0	22	100.0
Other post-secondary program	0	0.0	22	100.0
University program	0	0.0	22	100.0
Other program	0	0.0	22	100.0
CNA credential transferable to further studies	4	18.2	18	81.8

*Reason for taking further studies [n=4]		
	n	%
Job required further training	0	0.0
To upgrade qualifications in present field	4	100.0
Could not find employment related to training	0	0.0
Could not find ANY job	0	0.0
To enroll in an apprenticeship program	0	0.0
Other	0	0.0

Further studies - program type [n=4]		
	n	%
Certificate	1	25.0
Diploma	0	0.0
Degree	0	0.0
Trade - Entry Level	0	0.0
Apprenticeship	3	75.0
Other	0	0.0

Program: Hairstylist (46 Week Certificate)

School: Industrial Trades

NOC: 6271

Campuses: Bay St. George, Gander

Graduates: 26 (0 Males, 26 Females)

Respondents: 17

Response Rate: 65.4%

Employment Information

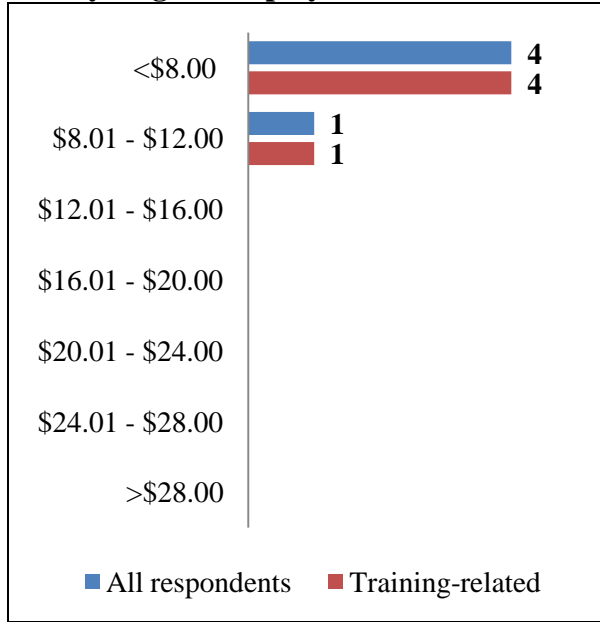
Employment summary [n=17]						
Employed	14 (82.4%)	Directly Related		13		
		Somewhat Related		0		
		Unrelated		1		
			Yes	No		
Unemployed*	3 (17.6%)	Actively looking for work		1	2	3
		Employed at some point since graduation		2	1	

Current employment status [n=14]								
	Total	Directly Related		Somewhat Related		Unrelated		Total
	n	n	%	n	%	n	%	%
Full-time Permanent	10	10	100.0	0	0.0	0	0.0	100.0
Full-time Temporary	0	0	0.0	0	0.0	0	0.0	0.0
Part-time Permanent	0	0	0.0	0	0.0	0	0.0	0.0
Part-time Temporary	0	0	0.0	0	0.0	0	0.0	0.0
Self-employment	3	3	100.0	0	0.0	0	0.0	100.0
Casual	0	0	0.0	0	0.0	0	0.0	0.0
Contractual	0	0	0.0	0	0.0	0	0.0	0.0
Seasonal	1	0	0.0	0	0.0	1	100.0	100.0
Total - Employed	14	13	92.9%	0	0.0%	1	7.1%	100.0%

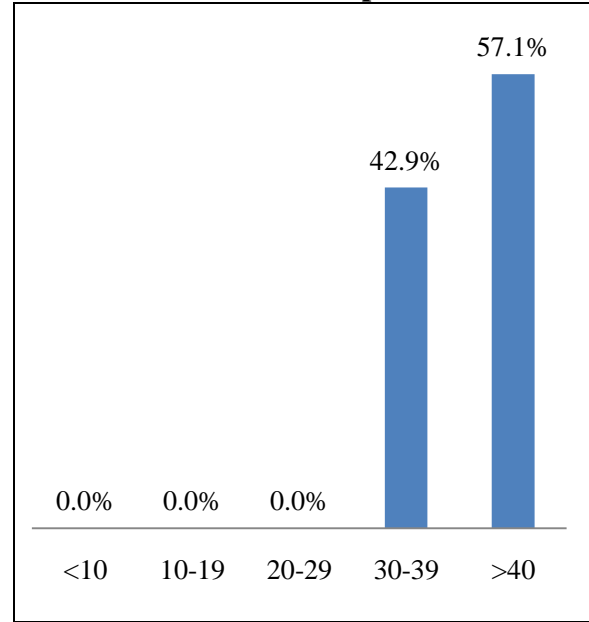
*Reason currently unemployed [n=3]		
	n	%
Cannot find suitable employment	1	33.3
Seasonal employment	0	0.0
No jobs in desired position	0	0.0
Enrolled in education/training	0	0.0
Require further training	0	0.0
Lack of experience	0	0.0
Presently unavailable to work	0	0.0
Other	2	66.7

Time to obtain training-related employment [n=16]		
	n	%
Job before graduation	8	50.0
3 months or less	7	43.8
4-6 months	1	6.3
7 or more months	0	0.0
No related job	0	0.0

Hourly wage of employment [n=5]



Number of hours worked per week [n=14]



Industry most associated with job [n=14]	
Resource Development [Mining, oil and gas]	1
Manufacturing	0
Construction	0
Transportation	0
Technology, Electronics and Communication	0
Wholesale and Retail	0
Finance, Insurance, Real Estate	0
Service	9
Media	0
Forestry, Fishery and Environment	0
Hospitality and Tourism	0
Other	4

Sample job titles

Hairstylist

Employment services information [n=17]							
		Yes		No		Don't Know	
		n	%	n	%	n	%
Engaged in career planning prior to enrollment		8	47.1	7	41.2	2	11.8
Availed of career employment services at CNA	During program	14	82.4	3	17.6	0	0.0
	After graduation	0	0.0	16	94.1	1	5.9

Location of employment [n=14]				
Location	%	Province	n	%
In Province	100.0	Newfoundland and Labrador	14	100.0
Out of Province	0.0	Nova Scotia	0	0.0
		Prince Edward Island	0	0.0
		New Brunswick	0	0.0
		Quebec	0	0.0
		Ontario	0	0.0
		Manitoba	0	0.0
		Saskatchewan	0	0.0
		Alberta	0	0.0
		British Columbia	0	0.0
		Territories	0	0.0
Outside Canada	0	0.0	0	0.0
Total	100.0		14	100.0

Program Information

Prior knowledge on program [n=17]		
	n	%
Very knowledgeable	5	29.4
Moderately knowledgeable	7	41.2
Somewhat knowledgeable	3	17.6
Slightly knowledgeable	1	5.9
Not at all knowledgeable	1	5.9

Reason for choosing program [n=17]		
	n	%
To be employed in this field	11	64.7
To update job skills	0	0.0
New skills for career change	0	0.0
For general interest	6	35.3
Other	0	0.0

Satisfaction ratings [n=17]						
	Overall Training		Employment Satisfaction		Quality of training	
	n	%	n	%	n	%
Very satisfied	9	52.9	11	64.7	8	47.1
Satisfied	7	41.2	3	17.6	9	52.9
Neutral	1	5.9	3	17.6	0	0.0
Dissatisfied	0	0.0	0	0.0	0	0.0
Very dissatisfied	0	0.0	0	0.0	0	0.0
					0	0.0

Recommend to others [n=17]						
	Yes		No		Don't know	
	n	%	n	%	n	%
Program	17	100.0	0	0.0	0	0.0
College of the North Atlantic	17	100.0	0	0.0	0	0.0

Further Education Summary [n=17]				
	Yes		No	
	n	%	n	%
Enrolled in further studies*	1	5.9	16	94.1
Registered as apprentice with Industrial Training Division	3	17.6	14	82.4
Further studies at CNA	0	0.0	17	100.0
Apprenticeship program with CNA	0	0.0	17	100.0
Apprenticeship program with other institution	0	0.0	17	100.0
Other post-secondary program	0	0.0	17	100.0
University program	1	5.9	16	94.1
Other program	0	0.0	17	100.0
CNA credential transferable to further studies	0	0.0	17	100.0

*Reason for taking further studies [n=1]		
	n	%
Job required further training	0	0.0
To upgrade qualifications in present field	0	0.0
Could not find employment related to training	0	0.0
Could not find ANY job	0	0.0
To enroll in an apprenticeship program	0	0.0
Other	1	100.0

Further studies - program type [n=1]		
	n	%
Certificate	0	0.0
Diploma	0	0.0
Degree	1	100.0
Trade - Entry Level	0	0.0
Apprenticeship	0	0.0
Other	0	0.0

Program: Heavy Duty Equipment Technician (43 Week Certificate)

School: Industrial Trades

NOC: 7312

Campuses: Bay St. George, Placentia, Happy Valley-Goose Bay

Graduates: 32 (31 Males, 1 Female)

Respondents: 11

Response Rate: 34.4%

Employment Information

Employment summary [n=11]						
Employed	6 (54.5%)	Directly Related		6		
		Somewhat Related		0		
		Unrelated		0		
			Yes	No		
Unemployed*	5 (45.5%)	Actively looking for work		3	2	5
		Employed at some point since graduation		5	0	

Current employment status [n=6]								
	Total	Directly Related		Somewhat Related		Unrelated		Total
	n	n	%	n	%	n	%	%
Full-time Permanent	4	4	100.0	0	0.0	0	0.0	100.0
Full-time Temporary	0	0	0.0	0	0.0	0	0.0	0.0
Part-time Permanent	0	0	0.0	0	0.0	0	0.0	0.0
Part-time Temporary	1	1	100.0	0	0.0	0	0.0	100.0
Self-employment	0	0	0.0	0	0.0	0	0.0	0.0
Casual	0	0	0.0	0	0.0	0	0.0	0.0
Contractual	0	0	0.0	0	0.0	0	0.0	0.0
Seasonal	1	1	100.0	0	0.0	0	0.0	100.0
Total - Employed	6	6	100.0%	0	0.0%	0	0.0%	100.0%

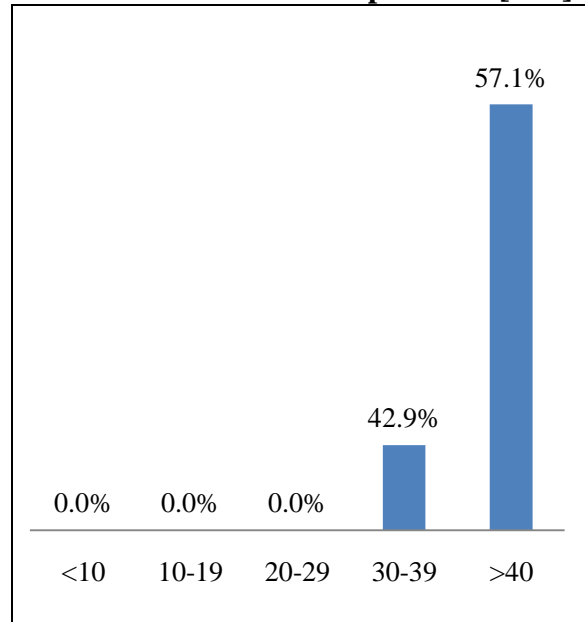
*Reason currently unemployed [n=5]		
	n	%
Cannot find suitable employment	0	0.0
Seasonal employment	2	40.0
No jobs in desired position	1	20.0
Enrolled in education/training	1	20.0
Require further training	0	0.0
Lack of experience	0	0.0
Presently unavailable to work	1	20.0
Other	0	0.0

Time to obtain training-related employment [n=11]		
	n	%
Job before graduation	1	9.1
3 months or less	7	63.6
4-6 months	2	18.2
7 or more months	0	0.0
No related job	1	9.1

Hourly wage of employment [n=6]



Number of hours worked per week [n=6]



Industry most associated with job [n=6]	
Resource Development [Mining, oil and gas]	0
Manufacturing	0
Construction	0
Transportation	4
Technology, Electronics and Communication	0
Wholesale and Retail	0
Finance, Insurance, Real Estate	0
Service	0
Media	0
Forestry, Fishery and Environment	1
Hospitality and Tourism	0
Other	1

Sample job titles

- Heavy Duty Equipment Technician
- Heavy Equipment Mechanic
- Heavy Equipment Service Technician

Employment services information [n=11]							
		Yes		No		Don't Know	
		n	%	n	%	n	%
Engaged in career planning prior to enrollment		2	18.2	8	72.7	1	9.1
Availed of career employment services at CNA	During program	8	72.7	2	18.2	1	9.1
	After graduation	0	0.0	11	100.0	0	0.0

Location of employment [n=6]				
Location	%	Province	n	%
In Province	100.0	Newfoundland and Labrador	6	100.0
Out of Province	0.0	Nova Scotia	0	0.0
		Prince Edward Island	0	0.0
		New Brunswick	0	0.0
		Quebec	0	0.0
		Ontario	0	0.0
		Manitoba	0	0.0
		Saskatchewan	0	0.0
		Alberta	0	0.0
		British Columbia	0	0.0
		Territories	0	0.0
Outside Canada	0	0.0	0	0.0
Total	100.0		6	100.0

Program Information

Prior knowledge on program [n=11]		
	n	%
Very knowledgeable	2	18.2
Moderately knowledgeable	2	18.2
Somewhat knowledgeable	5	45.5
Slightly knowledgeable	1	9.1
Not at all knowledgeable	1	9.1

Reason for choosing program [n=11]		
	n	%
To be employed in this field	6	54.5
To update job skills	0	0.0
New skills for career change	0	0.0
For general interest	4	36.4
Other	1	9.1

Satisfaction ratings [n=11]							
	Overall Training		Employment Satisfaction		Quality of training		
	n	%	n	%	n	%	
Very satisfied	3	27.3	2	18.2	Excellent	1	9.1
Satisfied	6	54.5	6	54.5	Very good	9	81.8
Neutral	2	18.2	3	27.3	Good	1	9.1
Dissatisfied	0	0.0	0	0.0	Poor	0	0.0
Very dissatisfied	0	0.0	0	0.0	Very Poor	0	0.0

Recommend to others [n=11]						
	Yes		No		Don't know	
	n	%	n	%	n	%
Program	11	100.0	0	0.0	0	0.0
College of the North Atlantic	11	100.0	0	0.0	0	0.0

Further Education Summary [n=11]				
	Yes		No	
	n	%	n	%
Enrolled in further studies*	2	18.2	9	81.8
Registered as apprentice with Industrial Training Division	6	54.5	5	45.5
Further studies at CNA	2	18.2	9	81.8
Apprenticeship program with CNA	2	18.2	9	81.8
Apprenticeship program with other institution	0	0.0	11	100.0
Other post-secondary program	0	0.0	11	100.0
University program	0	0.0	11	100.0
Other program	0	0.0	11	100.0
CNA credential transferable to further studies	2	18.2	9	81.8

*Reason for taking further studies [n=2]		
	n	%
Job required further training	0	0.0
To upgrade qualifications in present field	2	100.0
Could not find employment related to training	0	0.0
Could not find ANY job	0	0.0
To enroll in an apprenticeship program	0	0.0
Other	0	0.0

Further studies - program type [n=2]		
	n	%
Certificate	0	0.0
Diploma	0	0.0
Degree	0	0.0
Trade - Entry Level	0	0.0
Apprenticeship	2	100.0
Other	0	0.0

Program: Heavy Equipment Operator (24 Week Certificate)

School: Industrial Trades

NOC: 7421

Campuses: Bay St. George

Graduates: 65 (48 Males, 17 Females) Respondents: 28

Response Rate: 43.1%

Employment Information

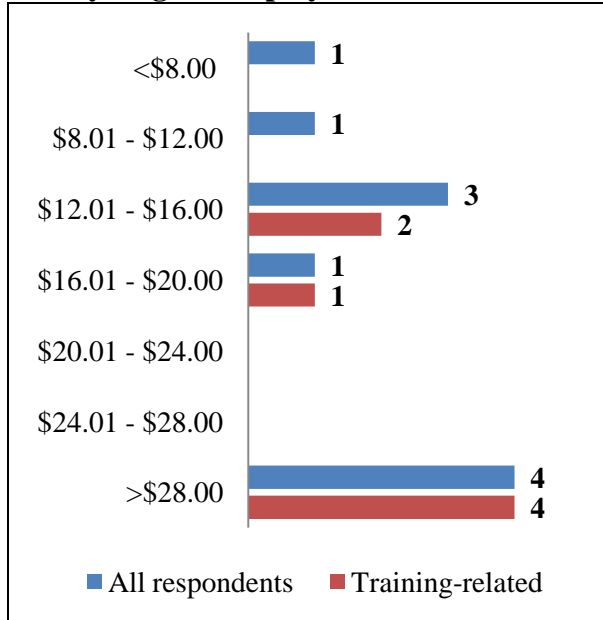
Employment summary [n=28]					
Employed	13 (46.4%)	Directly Related			9
		Somewhat Related			0
		Unrelated			4
			Yes	No	
Unemployed*	15 (53.6%)	Actively looking for work	13	2	15
		Employed at some point since graduation	14	1	

Current employment status [n=13]								
	Total	Directly Related		Somewhat Related		Unrelated		Total
	n	n	%	n	%	n	%	%
Full-time Permanent	8	7	87.5	0	0.0	1	12.5	100.0
Full-time Temporary	0	0	0.0	0	0.0	0	0.0	0.0
Part-time Permanent	0	0	0.0	0	0.0	0	0.0	0.0
Part-time Temporary	1	0	0.0	0	0.0	1	100.0	100.0
Self-employment	0	0	0.0	0	0.0	0	0.0	0.0
Casual	1	1	100.0	0	0.0	0	0.0	100.0
Contractual	1	0	0.0	0	0.0	1	100.0	100.0
Seasonal	2	1	50.0	0	0.0	1	50.0	100.0
Total - Employed	13	9	69.2%	0	0.0%	4	30.8%	100.0%

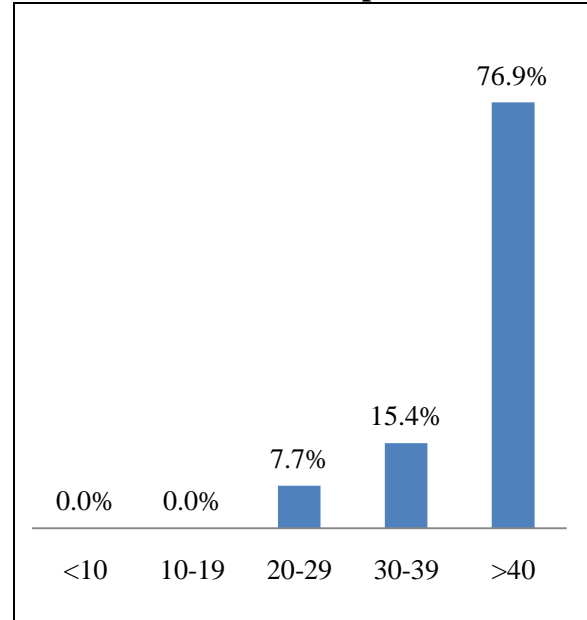
*Reason currently unemployed [n=15]		
	n	%
Cannot find suitable employment	2	13.3
Seasonal employment	8	53.3
No jobs in desired position	1	6.7
Enrolled in education/training	0	0.0
Require further training	0	0.0
Lack of experience	0	0.0
Presently unavailable to work	1	6.7
Other	3	20.0

Time to obtain training-related employment [n=27]		
	n	%
Job before graduation	6	22.2
3 months or less	13	48.1
4-6 months	1	3.7
7 or more months	0	0.0
No related job	7	25.9

Hourly wage of employment [n=10]



Number of hours worked per week [n=13]



Industry most associated with job [n=13]	
Resource Development [Mining, oil and gas]	3
Manufacturing	0
Construction	3
Transportation	4
Technology, Electronics and Communication	0
Wholesale and Retail	0
Finance, Insurance, Real Estate	0
Service	2
Media	0
Forestry, Fishery and Environment	0
Hospitality and Tourism	0
Other	1

Sample job titles

- Heavy Equipment Operator
- Aircraft Refueler
- Labourer/Operator

Employment services information [n=28]							
		Yes		No		Don't Know	
		n	%	n	%	n	%
Engaged in career planning prior to enrollment		13	46.4	13	46.4	2	7.1
Availed of career employment services at CNA	During program	0	0.0	28	100.0	0	0.0
	After graduation	1	3.6	27	96.4	0	0.0

Location of employment [n=13]				
Location	%	Province	n	%
In Province	69.2	Newfoundland and Labrador	9	69.2
Out of Province	30.8	Nova Scotia	0	0.0
		Prince Edward Island	0	0.0
		New Brunswick	0	0.0
		Quebec	0	0.0
		Ontario	0	0.0
		Manitoba	0	0.0
		Saskatchewan	0	0.0
		Alberta	4	30.8
		British Columbia	0	0.0
		Territories	0	0.0
Outside Canada	0	0.0	0	0.0
Total	100.0		13	100.0

Program Information

Prior knowledge on program [n=28]		
	n	%
Very knowledgeable	7	25.0
Moderately knowledgeable	8	28.6
Somewhat knowledgeable	8	28.6
Slightly knowledgeable	4	14.3
Not at all knowledgeable	1	3.6

Reason for choosing program [n=28]		
	n	%
To be employed in this field	16	57.1
To update job skills	4	14.3
New skills for career change	1	3.6
For general interest	6	21.4
Other	1	3.6

Satisfaction ratings [n=28]							
	Overall Training		Employment Satisfaction		Quality of training		
	n	%	n	%	n	%	
Very satisfied	11	39.3	11	39.3	Excellent	10	35.7
Satisfied	11	39.3	10	35.7	Very good	11	39.3
Neutral	5	17.9	4	14.3	Good	5	17.9
Dissatisfied	0	0.0	2	7.1	Poor	1	3.6
Very dissatisfied	1	3.6	1	3.6	Very Poor	1	3.6

Recommend to others [n=28]						
	Yes		No		Don't know	
	n	%	n	%	n	%
Program	25	89.3	2	7.1	1	3.6
College of the North Atlantic	26	92.9	2	7.1	0	0.0

Further Education Summary [n=28]				
	Yes		No	
	n	%	n	%
Enrolled in further studies*	1	3.6	27	96.4
Registered as apprentice with Industrial Training Division	3	10.7	25	89.3
Further studies at CNA	1	3.6	27	96.4
Apprenticeship program with CNA	0	0.0	28	100.0
Apprenticeship program with other institution	0	0.0	28	100.0
Other post-secondary program	0	0.0	28	100.0
University program	0	0.0	28	100.0
Other program	0	0.0	28	100.0
CNA credential transferable to further studies	1	3.6	27	96.4

*Reason for taking further studies [n=1]		
	n	%
Job required further training	0	0.0
To upgrade qualifications in present field	1	100.0
Could not find employment related to training	0	0.0
Could not find ANY job	0	0.0
To enroll in an apprenticeship program	0	0.0
Other	0	0.0

Further studies - program type [n=1]		
	n	%
Certificate	1	100.0
Diploma	0	0.0
Degree	0	0.0
Trade - Entry Level	0	0.0
Apprenticeship	0	0.0
Other	0	0.0

Program: Industrial Instrument Mechanic (1 Year Certificate)

School: Industrial Trades

NOC: 2243

Campuses: Burin, Gander, Seal Cove

Graduates: 48 (35 Male, 13 Female)

Respondents: 15

Response Rate: 31.3%

Employment Information

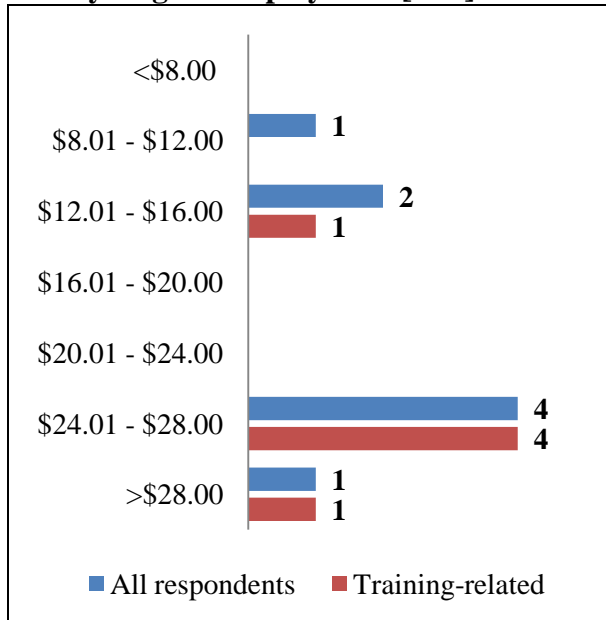
Employment summary [n=15]						
Employed	11 (73.3%)	Directly Related		9		
		Somewhat Related		0		
		Unrelated		2		
			Yes	No		
Unemployed*	4 (26.7%)	Actively looking for work		3	1	4
		Employed at some point since graduation		3	1	

Current employment status [n=11]								
	Total	Directly Related		Somewhat Related		Unrelated		Total
	n	n	%	n	%	n	%	%
Full-time Permanent	9	7	77.8	0	0.0	2	22.2	100.0
Full-time Temporary	1	1	100.0	0	0.0	0	0.0	100.0
Part-time Permanent	0	0	0.0	0	0.0	0	0.0	0.0
Part-time Temporary	0	0	0.0	0	0.0	0	0.0	0.0
Self-employment	0	0	0.0	0	0.0	0	0.0	0.0
Casual	0	0	0.0	0	0.0	0	0.0	0.0
Contractual	1	1	100.0	0	0.0	0	0.0	100.0
Seasonal	0	0	0.0	0	0.0	0	0.0	0.0
Total - Employed	11	9	81.8%	0	0.0%	2	18.2%	100.0%

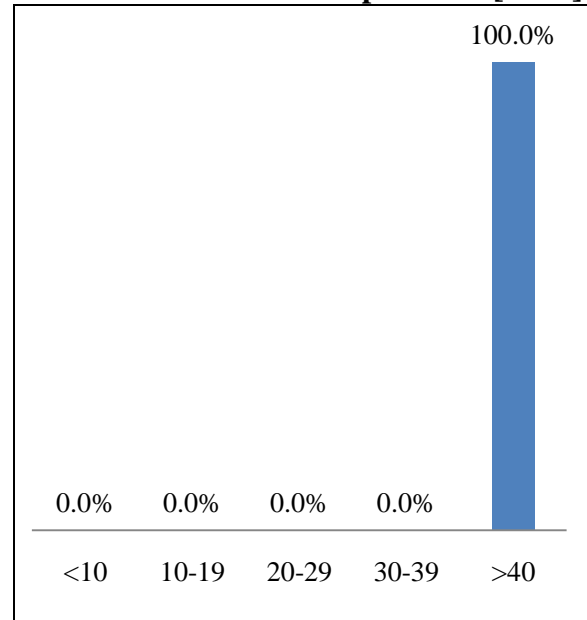
*Reason currently unemployed [n=4]		
	n	%
Cannot find suitable employment	2	50.0
Seasonal employment	1	25.0
No jobs in desired position	0	0.0
Enrolled in education/training	0	0.0
Require further training	0	0.0
Lack of experience	0	0.0
Presently unavailable to work	0	0.0
Other	1	25.0

Time to obtain training-related employment [n=14]		
	n	%
Job before graduation	1	7.1
3 months or less	7	50.0
4-6 months	3	21.4
7 or more months	0	0.0
No related job	3	21.4

Hourly wage of employment [n=8]



Number of hours worked per week [n=11]



Industry most associated with job [n=11]	
Resource Development [Mining, oil and gas]	2
Manufacturing	2
Construction	3
Transportation	0
Technology, Electronics and Communication	0
Wholesale and Retail	0
Finance, Insurance, Real Estate	0
Service	2
Media	0
Forestry, Fishery and Environment	0
Hospitality and Tourism	0
Other	2

Sample job titles

Instrumentation Technician

Employment services information [n=15]							
		Yes		No		Don't Know	
		n	%	n	%	n	%
Engaged in career planning prior to enrollment		2	13.3	12	80.0	1	6.7
Availed of career employment services at CNA	During program	10	66.7	3	20.0	2	13.3
	After graduation	1	6.7	14	93.3	0	0.0

Location of employment [n=11]				
Location	%	Province	n	%
In Province	27.3	Newfoundland and Labrador	3	27.3
Out of Province	72.7	Nova Scotia	0	0.0
		Prince Edward Island	0	0.0
		New Brunswick	0	0.0
		Quebec	0	0.0
		Ontario	0	0.0
		Manitoba	0	0.0
		Saskatchewan	0	0.0
		Alberta	8	72.7
		British Columbia	0	0.0
		Territories	0	0.0
Outside Canada	0	0.0	0	0.0
Total	100.0		11	100.0

Program Information

Prior knowledge on program [n=15]		
	n	%
Very knowledgeable	0	0.0
Moderately knowledgeable	2	13.3
Somewhat knowledgeable	4	26.7
Slightly knowledgeable	5	33.3
Not at all knowledgeable	4	26.7

Reason for choosing program [n=15]		
	n	%
To be employed in this field	7	46.7
To update job skills	0	0.0
New skills for career change	0	0.0
For general interest	7	46.7
Other	1	6.7

Satisfaction ratings [n=15]							
	Overall Training		Employment Satisfaction		Quality of training		
	n	%	n	%	n	%	
Very satisfied	5	33.3	6	40.0	Excellent	6	40.0
Satisfied	9	60.0	5	33.3	Very good	4	26.7
Neutral	1	6.7	2	13.3	Good	5	33.3
Dissatisfied	0	0.0	2	13.3	Poor	0	0.0
Very dissatisfied	0	0.0	0	0.0	Very Poor	0	0.0

Recommend to others [n=15]						
	Yes		No		Don't know	
	n	%	n	%	n	%
Program	14	93.3	1	6.7	0	0.0
College of the North Atlantic	15	100.0	0	0.0	0	0.0

Further Education Summary [n=15]				
	Yes		No	
	n	%	n	%
Enrolled in further studies*	0	0.0	15	100.0
Registered as apprentice with Industrial Training Division	7	46.7	8	53.3
Further studies at CNA	0	0.0	15	100.0
Apprenticeship program with CNA	0	0.0	15	100.0
Apprenticeship program with other institution	0	0.0	15	100.0
Other post-secondary program	0	0.0	15	100.0
University program	0	0.0	15	100.0
Other program	0	0.0	15	100.0
CNA credential transferable to further studies	0	0.0	15	100.0

*Reason for taking further studies [n=0]		
	n	%
Job required further training	0	0.0
To upgrade qualifications in present field	0	0.0
Could not find employment related to training	0	0.0
Could not find ANY job	0	0.0
To enroll in an apprenticeship program	0	0.0
Other	0	0.0

Further studies - program type [n=0]		
	n	%
Certificate	0	0.0
Diploma	0	0.0
Degree	0	0.0
Trade - Entry Level	0	0.0
Apprenticeship	0	0.0
Other	0	0.0

Program: Industrial Mechanic (Millwright) (1 Year Certificate)

School: Industrial Trades

NOC: 7311

Campuses: Corner Brook, Happy Valley-Goose Bay, Placentia

Graduates: 87 (68 Males, 19 Females) Respondents: 40

Response Rate: 45.9%

Employment Information

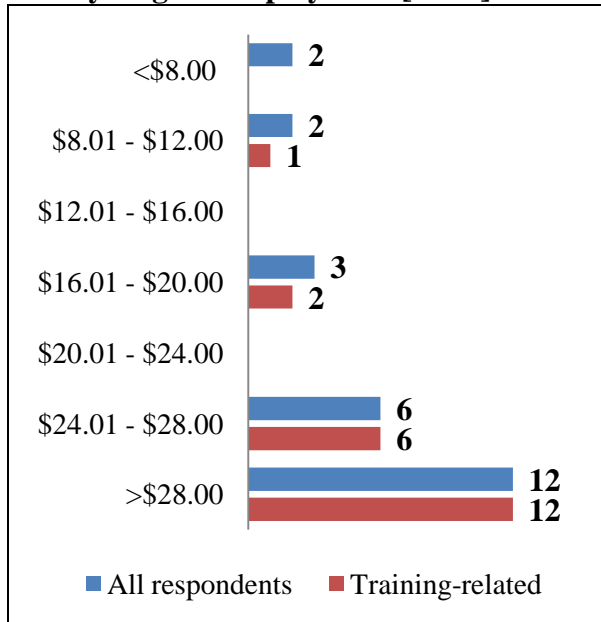
Employment summary [n=40]						
Employed	29 (72.5%)	Directly Related		21		
		Somewhat Related		3		
		Unrelated		5		
			Yes	No		
Unemployed*	11 (27.5%)	Actively looking for work		10	1	11
		Employed at some point since graduation		9	2	

Current employment status [n=29]								
	Total	Directly Related		Somewhat Related		Unrelated		Total
	n	n	%	n	%	n	%	%
Full-time Permanent	25	20	80.0	3	12.0	2	8.0	100.0
Full-time Temporary	1	0	0.0	0	0.0	1	100.0	100.0
Part-time Permanent	0	0	0.0	0	0.0	0	0.0	0.0
Part-time Temporary	3	1	33.3	0	0.0	2	66.7	100.0
Self-employment	0	0	0.0	0	0.0	0	0.0	0.0
Casual	0	0	0.0	0	0.0	0	0.0	0.0
Contractual	0	0	0.0	0	0.0	0	0.0	0.0
Seasonal	0	0	0.0	0	0.0	0	0.0	0.0
Total - Employed	29	21	72.4%	3	10.3%	5	17.2%	100.0%

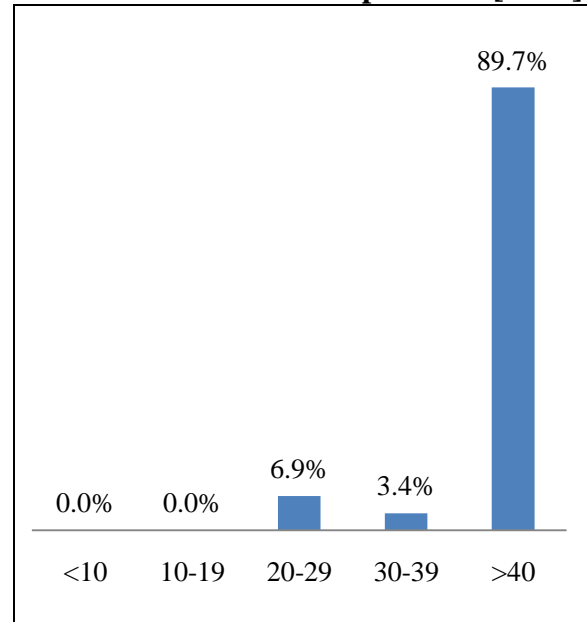
*Reason currently unemployed [n=11]		
	n	%
Cannot find suitable employment	6	54.5
Seasonal employment	2	18.2
No jobs in desired position	1	9.1
Enrolled in education/training	0	0.0
Require further training	0	0.0
Lack of experience	0	0.0
Presently unavailable to work	0	0.0
Other	2	18.2

Time to obtain training-related employment [n=37]		
	n	%
Job before graduation	12	32.4
3 months or less	12	32.4
4-6 months	3	8.1
7 or more months	1	2.7
No related job	9	24.3

Hourly wage of employment [n=24]



Number of hours worked per week [n=29]



Industry most associated with job [n=29]	
Resource Development [Mining, oil and gas]	19
Manufacturing	0
Construction	1
Transportation	0
Technology, Electronics and Communication	0
Wholesale and Retail	2
Finance, Insurance, Real Estate	0
Service	4
Media	0
Forestry, Fishery and Environment	2
Hospitality and Tourism	0
Other	1

Sample job titles

- Operator Maintainer
- Millwright Mechanic
- Project Desk Associate

Employment services information [n=40]							
		Yes		No		Don't Know	
		n	%	n	%	n	%
Engaged in career planning prior to enrollment		6	15.0	33	82.5	1	2.5
Availed of career employment services at CNA	During program	34	85.0	6	15.0	0	0.0
	After graduation	0	0.0	40	100.0	0	0.0

Location of employment [n=29]				
Location	%	Province	n	%
In Province	86.2	Newfoundland and Labrador	25	86.2
Out of Province	13.8	Nova Scotia	2	6.9
		Prince Edward Island	0	0.0
		New Brunswick	0	0.0
		Quebec	0	0.0
		Ontario	1	3.4
		Manitoba	0	0.0
		Saskatchewan	0	0.0
		Alberta	1	3.4
		British Columbia	0	0.0
		Territories	0	0.0
		Outside Canada	0	0.0
Total	100.0		29	100.0

Program Information

Prior knowledge on program [n=40]		
	n	%
Very knowledgeable	10	25.0
Moderately knowledgeable	9	22.5
Somewhat knowledgeable	8	20.0
Slightly knowledgeable	9	22.5
Not at all knowledgeable	4	10.0

Reason for choosing program [n=40]		
	n	%
To be employed in this field	24	60.0
To update job skills	1	2.5
New skills for career change	0	0.0
For general interest	13	32.5
Other	2	5.0

Satisfaction ratings [n=40]							
	Overall Training		Employment Satisfaction		Quality of training		
	n	%	n	%	n	%	
Very satisfied	23	57.5	20	51.3	Excellent	17	42.5
Satisfied	10	25.0	13	33.3	Very good	15	37.5
Neutral	3	7.5	3	7.7	Good	7	17.5
Dissatisfied	4	10.1	3	7.7	Poor	1	2.5
Very dissatisfied	0	0.0	0	0.0	Very Poor	0	0.0

Recommend to others [n=40]						
	Yes		No		Don't know	
	n	%	n	%	n	%
Program	39	97.5	0	0.0	1	2.5
College of the North Atlantic	40	100.0	0	0.0	0	0.0

Further Education Summary [n=39]				
	Yes		No	
	n	%	n	%
Enrolled in further studies*	0	0.0	40	100.0
Registered as apprentice with Industrial Training Division	7	17.5	33	82.5
Further studies at CNA	0	0.0	40	100.0
Apprenticeship program with CNA	0	0.0	40	100.0
Apprenticeship program with other institution	0	0.0	40	100.0
Other post-secondary program	0	0.0	40	100.0
University program	0	0.0	40	100.0
Other program	0	0.0	40	100.0
CNA credential transferable to further studies	0	0.0	40	100.0

*Reason for taking further studies [n=0]		
	n	%
Job required further training	0	0.0
To upgrade qualifications in present field	0	0.0
Could not find employment related to training	0	0.0
Could not find ANY job	0	0.0
To enroll in an apprenticeship program	0	0.0
Other	0	0.0

Further studies - program type [n=0]		
	n	%
Certificate	0	0.0
Diploma	0	0.0
Degree	0	0.0
Trade - Entry Level	0	0.0
Apprenticeship	0	0.0
Other	0	0.0

Program: Mining Technician (2 Year Diploma)

School: Industrial Trades

NOC: 2212, 7311

Campuses: Labrador West

Graduates: 30 (13 Males, 17 Females) Respondents: 7

Response Rate: 23.3%

Employment Information


Employment summary [n=7]						
Employed	7 (100.0%)	Directly Related		7		
		Somewhat Related		0		
		Unrelated		0		
			Yes	No		
Unemployed*	0 (0.0%)	Actively looking for work		0	0	0
		Employed at some point since graduation		0	0	

Current employment status [n=7]								
	Total	Directly Related		Somewhat Related		Unrelated		Total
	n	n	%	n	%	n	%	%
Full-time Permanent	7	7	100.0	0	0.0	0	0.0	100.0
Full-time Temporary	0	0	0.0	0	0.0	0	0.0	0.0
Part-time Permanent	0	0	0.0	0	0.0	0	0.0	0.0
Part-time Temporary	0	0	0.0	0	0.0	0	0.0	0.0
Self-employment	0	0	0.0	0	0.0	0	0.0	0.0
Casual	0	0	0.0	0	0.0	0	0.0	0.0
Contractual	0	0	0.0	0	0.0	0	0.0	0.0
Seasonal	0	0	0.0	0	0.0	0	0.0	0.0
Total - Employed	7	7	100.0%	0	0.0%	0	0.0%	100.0%

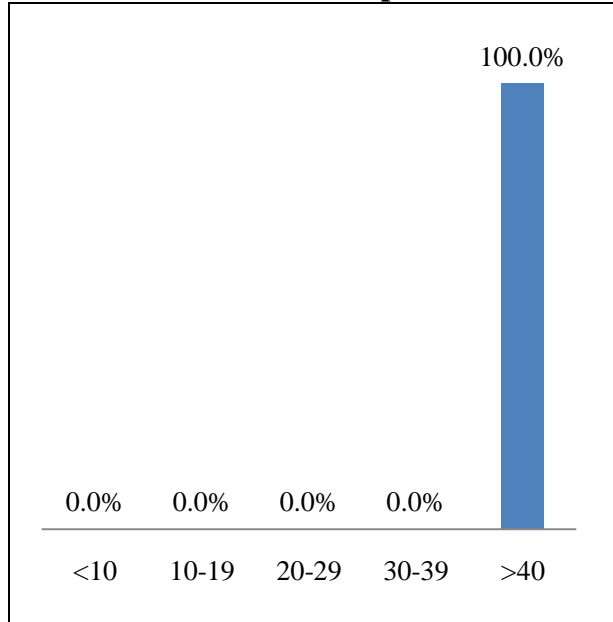
*Reason currently unemployed [n=0]		
	n	%
Cannot find suitable employment	0	0.0
Seasonal employment	0	0.0
No jobs in desired position	0	0.0
Enrolled in education/training	0	0.0
Require further training	0	0.0
Lack of experience	0	0.0
Presently unavailable to work	0	0.0
Other	0	0.0

Time to obtain training-related employment [n=7]		
	n	%
Job before graduation	4	57.1
3 months or less	2	28.6
4-6 months	0	0.0
7 or more months	1	14.3
No related job	0	0.0

Hourly wage of employment [n=5]



Number of hours worked per week [n=7]



Industry most associated with job [n=7]	
Resource Development [Mining, oil and gas]	7
Manufacturing	0
Construction	0
Transportation	0
Technology, Electronics and Communication	0
Wholesale and Retail	0
Finance, Insurance, Real Estate	0
Service	0
Media	0
Forestry, Fishery and Environment	0
Hospitality and Tourism	0
Other	0

Sample job titles

Operator Maintainer
Labourer

Employment services information [n=7]							
		Yes		No		Don't Know	
		n	%	n	%	n	%
Engaged in career planning prior to enrollment		2	28.6	5	71.4	0	0.0
Availed of career employment services at CNA	During program	7	100.0	0	0.0	0	0.0
	After graduation	0	0.0	7	100.0	0	0.0

Location of employment [n=7]				
Location	%	Province	n	%
In Province	100.0	Newfoundland and Labrador	7	100.0
Out of Province	0.0	Nova Scotia	0	0.0
		Prince Edward Island	0	0.0
		New Brunswick	0	0.0
		Quebec	0	0.0
		Ontario	0	0.0
		Manitoba	0	0.0
		Saskatchewan	0	0.0
		Alberta	0	0.0
		British Columbia	0	0.0
		Territories	0	0.0
		Outside Canada	0	0.0
Total	100.0		7	100.0

Program Information

Prior knowledge on program [n=7]		
	n	%
Very knowledgeable	1	14.3
Moderately knowledgeable	2	28.6
Somewhat knowledgeable	3	42.9
Slightly knowledgeable	1	14.3
Not at all knowledgeable	0	0.0

Reason for choosing program [n=7]		
	n	%
To be employed in this field	7	100.0
To update job skills	0	0.0
New skills for career change	0	0.0
For general interest	0	0.0
Other	0	0.0

Satisfaction ratings [n=7]							
	Overall Training		Employment Satisfaction		Quality of training		
	n	%	n	%	n	%	
Very satisfied	4	57.1	1	14.3	Excellent	2	28.6
Satisfied	1	14.3	5	71.4	Very good	3	42.9
Neutral	2	28.6	1	14.3	Good	2	28.6
Dissatisfied	0	0.0	0	0.0	Poor	0	0.0
Very dissatisfied	0	0.0	0	0.0	Very Poor	0	0.0

Recommend to others [n=7]						
	Yes		No		Don't know	
	n	%	n	%	n	%
Program	7	100.0	0	0.0	0	0.0
College of the North Atlantic	7	100.0	0	0.0	0	0.0

Further Education Summary [n=7]				
	Yes		No	
	n	%	n	%
Enrolled in further studies*	0	0.0	7	100.0
Registered as apprentice with Industrial Training Division	0	0.0	7	100.0
Further studies at CNA	0	0.0	7	100.0
Apprenticeship program with CNA	0	0.0	7	100.0
Apprenticeship program with other institution	0	0.0	7	100.0
Other post-secondary program	0	0.0	7	100.0
University program	0	0.0	7	100.0
Other program	0	0.0	7	100.0
CNA credential transferable to further studies	0	0.0	7	100.0

*Reason for taking further studies [n=0]		
	n	%
Job required further training	0	0.0
To upgrade qualifications in present field	0	0.0
Could not find employment related to training	0	0.0
Could not find ANY job	0	0.0
To enroll in an apprenticeship program	0	0.0
Other	0	0.0

Further studies - program type [n=0]		
	n	%
Certificate	0	0.0
Diploma	0	0.0
Degree	0	0.0
Trade - Entry Level	0	0.0
Apprenticeship	0	0.0
Other	0	0.0

Program: Refrigeration and Air Conditioning Mechanic (1 Year Certificate)

School: Industrial Trades

NOC: 7313

Campuses: Ridge Road

Graduates: 17 (17 Males, 0 Females) Respondents: 5

Response Rate: 29.4%

Employment Information


Employment summary [n=5]						
Employed	3 (60.0%)	Directly Related		1		
		Somewhat Related		1		
		Unrelated		1		
			Yes	No		
Unemployed*	2 (40.0%)	Actively looking for work		2	0	2
		Employed at some point since graduation		2	0	

Current employment status [n=3]								
	Total	Directly Related		Somewhat Related		Unrelated		Total
	n	n	%	n	%	n	%	%
Full-time Permanent	1	1	100.0	0	0.0	0	0.0	100.0
Full-time Temporary	0	0	0.0	0	0.0	0	0.0	0.0
Part-time Permanent	0	0	0.0	0	0.0	0	0.0	0.0
Part-time Temporary	1	0	0.0	1	100.0	0	0.0	100.0
Self-employment	1	0	0.0	0	0.0	1	100.0	100.0
Casual	0	0	0.0	0	0.0	0	0.0	0.0
Contractual	0	0	0.0	0	0.0	0	0.0	0.0
Seasonal	0	0	0.0	0	0.0	0	0.0	0.0
Total - Employed	3	1	33.3%	1	33.3%	1	33.3%	100.0%

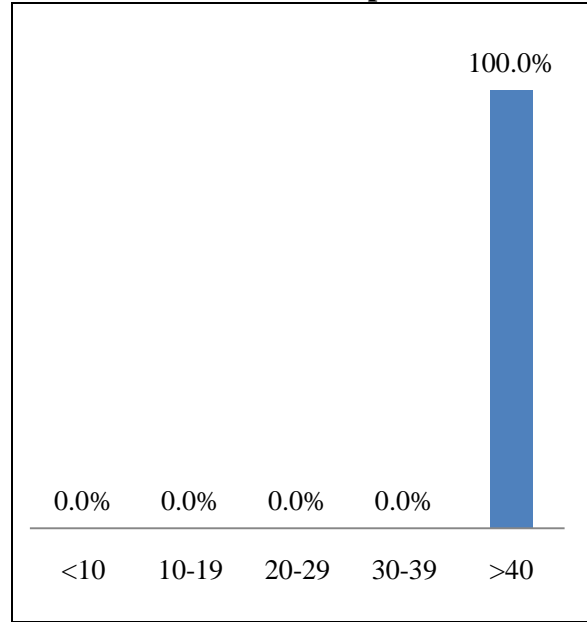
*Reason currently unemployed [n=2]		
	n	%
Cannot find suitable employment	0	0.0
Seasonal employment	0	0.0
No jobs in desired position	2	100.0
Enrolled in education/training	0	0.0
Require further training	0	0.0
Lack of experience	0	0.0
Presently unavailable to work	0	0.0
Other	0	0.0

Time to obtain training-related employment [n=5]		
	n	%
Job before graduation	0	0.0
3 months or less	3	60.0
4-6 months	0	0.0
7 or more months	1	20.0
No related job	1	20.0

Hourly wage of employment [n=2]



Number of hours worked per week [n=3]



Industry most associated with job [n=3]	
Resource Development [Mining, oil and gas]	1
Manufacturing	0
Construction	1
Transportation	0
Technology, Electronics and Communication	0
Wholesale and Retail	0
Finance, Insurance, Real Estate	0
Service	0
Media	0
Forestry, Fishery and Environment	0
Hospitality and Tourism	0
Other	1

Sample job titles

Refrigeration and Air Conditioning Mechanic

Employment services information [n=5]							
		Yes		No		Don't Know	
		n	%	n	%	n	%
Engaged in career planning prior to enrollment		0	0.0	5	100.0	0	0.0
Availed of career employment services at CNA	During program	4	80.0	1	20.0	0	0.0
	After graduation	1	20.0	4	80.0	0	0.0

Location of employment [n=3]				
Location	%	Province	n	%
In Province	100.0	Newfoundland and Labrador	3	100.0
Out of Province	0.0	Nova Scotia	0	0.0
		Prince Edward Island	0	0.0
		New Brunswick	0	0.0
		Quebec	0	0.0
		Ontario	0	0.0
		Manitoba	0	0.0
		Saskatchewan	0	0.0
		Alberta	0	0.0
		British Columbia	0	0.0
		Territories	0	0.0
Outside Canada	0	0.0	0	0.0
Total	100.0		3	100.0

Program Information

Prior knowledge on program [n=5]		
	n	%
Very knowledgeable	0	0.0
Moderately knowledgeable	1	20.0
Somewhat knowledgeable	1	20.0
Slightly knowledgeable	1	20.0
Not at all knowledgeable	2	40.0

Reason for choosing program [n=5]		
	n	%
To be employed in this field	4	80.0
To update job skills	0	0.0
New skills for career change	0	0.0
For general interest	1	20.0
Other	0	0.0

Satisfaction ratings [n=5]							
	Overall Training		Employment Satisfaction		Quality of training		
	n	%	n	%	n	%	
Very satisfied	2	40.0	1	20.0	Excellent	1	20.0
Satisfied	2	40.0	3	60.0	Very good	3	60.0
Neutral	1	20.0	1	20.0	Good	1	20.0
Dissatisfied	0	0.0	0	0.0	Poor	0	0.0
Very dissatisfied	0	0.0	0	0.0	Very Poor	0	0.0

Recommend to others [n=5]						
	Yes		No		Don't know	
	n	%	n	%	n	%
Program	5	100.0	0	0.0	0	0.0
College of the North Atlantic	5	100.0	0	0.0	0	0.0

Further Education Summary [n=5]				
	Yes		No	
	n	%	n	%
Enrolled in further studies*	1	20.0	4	80.0
Registered as apprentice with Industrial Training Division	2	40.0	3	60.0
Further studies at CNA	1	20.0	4	80.0
Apprenticeship program with CNA	0	0.0	5	100.0
Apprenticeship program with other institution	0	0.0	5	100.0
Other post-secondary program	0	0.0	5	100.0
University program	0	0.0	5	100.0
Other program	0	0.0	5	100.0
CNA credential transferable to further studies	0	50.0	5	100.0

*Reason for taking further studies [n=1]		
	n	%
Job required further training	0	0.0
To upgrade qualifications in present field	1	100.0
Could not find employment related to training	0	0.0
Could not find ANY job	0	0.0
To enroll in an apprenticeship program	0	0.0
Other	0	0.0

Further studies - program type [n=1]		
	n	%
Certificate	0	0.0
Diploma	0	0.0
Degree	0	0.0
Trade - Entry Level	0	0.0
Apprenticeship	0	0.0
Other	1	100.0

Program: Welder (1 Year Certificate)

School: Industrial Trades

NOC: 7265

Campuses: Burin, Corner Brook, Happy Valley-Goose Bay, Placentia, Prince Philip Drive

Graduates: 90 (78 Males, 12 Females) Respondents: 33

Response Rate: 36.7%

Employment Information


Employment summary [n=33]						
Employed	11 (33.3%)	Directly Related		6		
		Somewhat Related		2		
		Unrelated		3		
			Yes	No		
Unemployed*	22 (66.7%)	Actively looking for work		18	4	22
		Employed at some point since graduation		20	2	

Current employment status [n=11]								
	Total	Directly Related		Somewhat Related		Unrelated		Total
	n	n	%	n	%	n	%	%
Full-time Permanent	5	3	60.0	0	0.0	2	40.0	100.0
Full-time Temporary	3	1	33.3	2	66.7	0	0.0	100.0
Part-time Permanent	1	0	0.0	0	0.0	1	100.0	100.0
Part-time Temporary	0	0	0.0	0	0.0	0	0.0	0.0
Self-employment	0	0	0.0	0	0.0	0	0.0	0.0
Casual	0	0	0.0	0	0.0	0	0.0	0.0
Contractual	0	0	0.0	0	0.0	0	0.0	0.0
Seasonal	2	2	100.0	0	0.0	0	0.0	100.0
Total - Employed	11	6	54.5%	2	18.2%	3	27.3%	100.0%

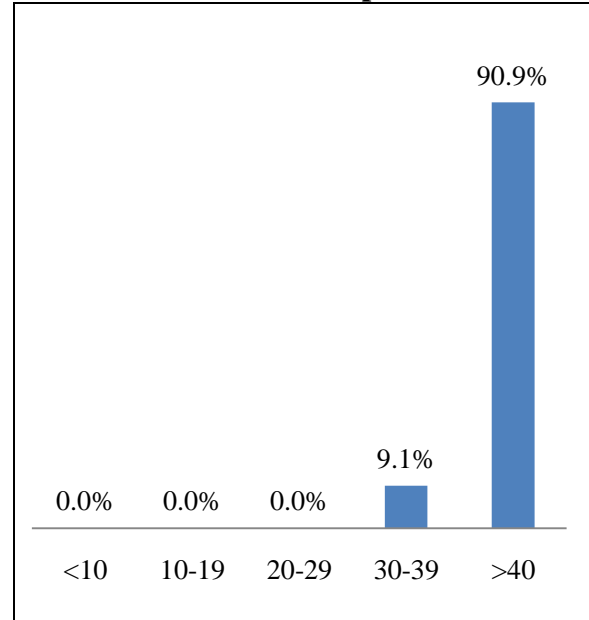
*Reason currently unemployed [n=22]		
	n	%
Cannot find suitable employment	2	9.1
Seasonal employment	5	22.7
No jobs in desired position	5	22.7
Enrolled in education/training	4	18.2
Require further training	0	0.0
Lack of experience	0	0.0
Presently unavailable to work	0	0.0
Other	6	27.3

Time to obtain training-related employment [n=31]		
	n	%
Job before graduation	4	12.9
3 months or less	18	58.1
4-6 months	2	6.5
7 or more months	1	3.2
No related job	6	19.4

Hourly wage of employment [n=9]



Number of hours worked per week [n=11]



Industry most associated with job [n=11]	
Resource Development [Mining, oil and gas]	1
Manufacturing	5
Construction	2
Transportation	0
Technology, Electronics and Communication	0
Wholesale and Retail	0
Finance, Insurance, Real Estate	0
Service	1
Media	0
Forestry, Fishery and Environment	1
Hospitality and Tourism	0
Other	1

Sample job titles

- Welder
- Welder Maintenance
- Welder/Fabricator

Employment services information [n=33]							
		Yes		No		Don't Know	
		n	%	n	%	n	%
Engaged in career planning prior to enrollment		9	27.3	21	63.6	3	9.1
Availed of career employment services at CNA	During program	30	90.9	2	6.1	1	3.0
	After graduation	0	0.0	32	97.0	1	3.0

Location of employment [n=11]				
Location	%	Province	n	%
In Province	81.8	Newfoundland and Labrador	9	81.8
Out of Province	50.0	Nova Scotia	0	0.0
		Prince Edward Island	0	0.0
		New Brunswick	0	0.0
		Quebec	0	0.0
		Ontario	0	0.0
		Manitoba	0	0.0
		Saskatchewan	0	0.0
		Alberta	2	18.2
		British Columbia	0	0.0
		Territories	0	0.0
		Outside Canada	0	0.0
Total	100.0		11	100.0

Program Information

Prior knowledge on program [n=33]		
	n	%
Very knowledgeable	5	15.2
Moderately knowledgeable	7	21.2
Somewhat knowledgeable	12	36.4
Slightly knowledgeable	7	21.2
Not at all knowledgeable	2	6.1

Reason for choosing program [n=32]		
	n	%
To be employed in this field	18	56.3
To update job skills	2	6.3
New skills for career change	1	3.1
For general interest	9	28.1
Other	2	6.3

Satisfaction ratings [n=33]							
	Overall Training		Employment Satisfaction		Quality of training		
	n	%	n	%	n	%	
Very satisfied	23	69.7	21	63.6	Excellent	20	60.6
Satisfied	9	27.3	8	24.2	Very good	9	27.3
Neutral	1	3.0	3	9.1	Good	4	12.1
Dissatisfied	0	0.0	1	3.1	Poor	0	0.0
Very dissatisfied	0	0.0	0	0.0	Very Poor	0	0.0

Recommend to others [n=33]						
	Yes		No		Don't know	
	n	%	n	%	n	%
Program	33	100.0	0	0.0	0	0.0
College of the North Atlantic	32	97.0	1	3.0	0	0.0

Further Education Summary [n=33]				
	Yes		No	
	n	%	n	%
Enrolled in further studies*	3	9.1	30	90.9
Registered as apprentice with Industrial Training Division	14	42.4	19	57.6
Further studies at CNA	0	0.0	33	100.0
Apprenticeship program with CNA	0	0.0	33	100.0
Apprenticeship program with other institution	0	0.0	33	100.0
Other post-secondary program	0	0.0	33	100.0
University program	3	9.1	30	90.9
Other program	0	0.0	33	100.0
CNA credential transferable to further studies	0	0.0	33	100.0

*Reason for taking further studies [n=3]		
	n	%
Job required further training	0	0.0
To upgrade qualifications in present field	0	0.0
Could not find employment related to training	0	0.0
Could not find ANY job	0	0.0
To enroll in an apprenticeship program	0	0.0
Other	3	100.0

Further studies - program type [n=3]		
	n	%
Certificate	0	0.0
Diploma	0	0.0
Degree	3	100.0
Trade - Entry Level	0	0.0
Apprenticeship	0	0.0
Other	0	0.0

Program: Welder/Metal Fabricator (Fitter) (2 Year Certificate)

School: Industrial Trades

NOC: 7265

Campuses: Port-Aux-Basques

Graduates: 17 (13 Males, 1 Female)

Respondents: 5

Response Rate: 29.4%

Employment Information

Employment summary [n=5]						
Employed	3 (60.0%)	Directly Related		3		
		Somewhat Related		0		
		Unrelated		0		
			Yes	No		
Unemployed*	2 (40.0%)	Actively looking for work		2	0	2
		Employed at some point since graduation		2	0	

Current employment status [n=3]								
	Total	Directly Related		Somewhat Related		Unrelated		Total
	n	n	%	n	%	n	%	%
Full-time Permanent	0	0	0.0	0	0.0	0	0.0	0.0
Full-time Temporary	0	0	0.0	0	0.0	0	0.0	0.0
Part-time Permanent	0	0	0.0	0	0.0	0	0.0	0.0
Part-time Temporary	0	0	0.0	0	0.0	0	0.0	0.0
Self-employment	0	0	0.0	0	0.0	0	0.0	0.0
Casual	0	0	0.0	0	0.0	0	0.0	0.0
Contractual	1	1	100.0	0	0.0	0	0.0	100.0
Seasonal	2	2	100.0	0	0.0	0	0.0	100.0
Total - Employed	3	3	100.0%	0	0.0%	0	0.0%	100.0%

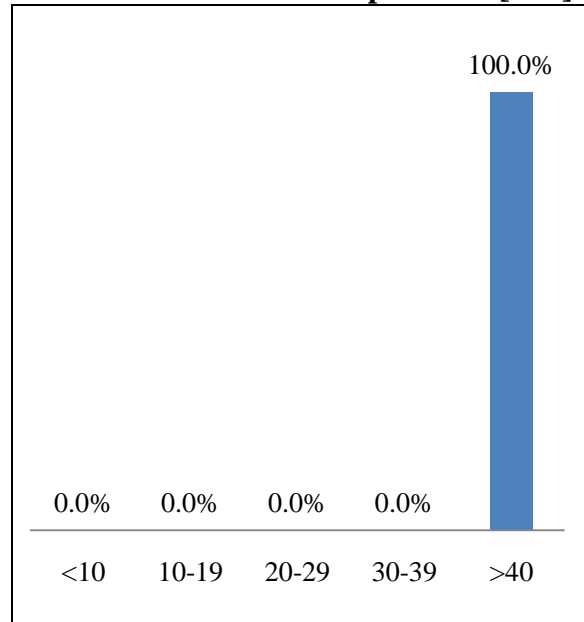
*Reason currently unemployed [n=2]		
	n	%
Cannot find suitable employment	0	0.0
Seasonal employment	1	50.0
No jobs in desired position	1	50.0
Enrolled in education/training	0	0.0
Require further training	0	0.0
Lack of experience	0	0.0
Presently unavailable to work	0	0.0
Other	0	0.0

Time to obtain training-related employment [n=5]		
	n	%
Job before graduation	0	0.0
3 months or less	3	60.0
4-6 months	1	20.0
7 or more months	0	0.0
No related job	1	20.0

Hourly wage of employment [n=2]



Number of hours worked per week [n=3]



Industry most associated with job [n=3]	
Resource Development [Mining, oil and gas]	0
Manufacturing	3
Construction	0
Transportation	0
Technology, Electronics and Communication	0
Wholesale and Retail	0
Finance, Insurance, Real Estate	0
Service	0
Media	0
Forestry, Fishery and Environment	0
Hospitality and Tourism	0
Other	0

Sample job titles

- Welder
- Welder Inspector
- Fitter

Employment services information [n=5]							
		Yes		No		Don't Know	
		n	%	n	%	n	%
Engaged in career planning prior to enrollment		1	20.0	4	80.0	0	0.0
Availed of career employment services at CNA	During program	4	80.0	0	0.0	1	20.0
	After graduation	0	0.0	5	100.0	0	0.0

Location of employment [n=3]				
Location	%	Province	n	%
In Province	33.3	Newfoundland and Labrador	1	33.3
Out of Province	66.7	Nova Scotia	0	0.0
		Prince Edward Island	0	0.0
		New Brunswick	0	0.0
		Quebec	0	0.0
		Ontario	0	0.0
		Manitoba	0	0.0
		Saskatchewan	0	0.0
		Alberta	2	66.7
		British Columbia	0	0.0
		Territories	0	0.0
Outside Canada	0	0.0		
Total	100.0		3	100.0

Program Information

Prior knowledge on program [n=5]		
	n	%
Very knowledgeable	0	0.0
Moderately knowledgeable	1	20.0
Somewhat knowledgeable	2	40.0
Slightly knowledgeable	1	20.0
Not at all knowledgeable	1	20.0

Reason for choosing program [n=5]		
	n	%
To be employed in this field	4	80.0
To update job skills	0	0.0
New skills for career change	0	0.0
For general interest	1	20.0
Other	0	0.0

Satisfaction ratings [n=5]							
	Overall Training		Employment Satisfaction		Quality of training		
	n	%	n	%	n	%	
Very satisfied	3	60.0	3	60.0	Excellent	4	80.0
Satisfied	1	20.0	0	0.0	Very good	1	20.0
Neutral	1	20.0	2	40.0	Good	0	0.0
Dissatisfied	0	0.0	0	0.0	Poor	0	0.0
Very dissatisfied	0	0.0	0	0.0	Very Poor	0	0.0

Recommend to others [n=5]						
	Yes		No		Don't know	
	n	%	n	%	n	%
Program	5	100.0	0	0.0	0	0.0
College of the North Atlantic	5	100.0	0	0.0	0	0.0

Further Education Summary [n=5]				
	Yes		No	
	n	%	n	%
Enrolled in further studies*	0	0.0	5	100.0
Registered as apprentice with Industrial Training Division	3	60.0	2	40.0
Further studies at CNA	0	0.0	5	100.0
Apprenticeship program with CNA	0	0.0	5	100.0
Apprenticeship program with other institution	0	0.0	5	100.0
Other post-secondary program	0	0.0	5	100.0
University program	0	0.0	5	100.0
Other program	0	0.0	5	100.0
CNA credential transferable to further studies	0	0.0	5	100.0

*Reason for taking further studies [n=0]		
	n	%
Job required further training	0	0.0
To upgrade qualifications in present field	0	0.0
Could not find employment related to training	0	0.0
Could not find ANY job	0	0.0
To enroll in an apprenticeship program	0	0.0
Other	0	0.0

Further studies - program type [n=0]		
	n	%
Certificate	0	0.0
Diploma	0	0.0
Degree	0	0.0
Trade - Entry Level	0	0.0
Apprenticeship	0	0.0
Other	0	0.0

Program: Environmental Technology Co-op (3 Year Diploma)

School: Tourism and Natural Resources

NOC: 2221

Campuses: Corner Brook

Graduates: 15 (10 Males, 5 Females)

Respondents: 6

Response Rate: 40.0%

Employment Information


Employment summary [n=6]						
Employed	4 (66.7%)	Directly Related		4		
		Somewhat Related		0		
		Unrelated		0		
			Yes	No		
Unemployed*	2 (33.3%)	Actively looking for work		1	1	2
		Employed at some point since graduation		1	1	

Current employment status [n=4]								
	Total	Directly Related		Somewhat Related		Unrelated		Total
	n	n	%	n	%	n	%	%
Full-time Permanent	2	2	100.0	0	0.0	0	0.0	100.0
Full-time Temporary	1	1	100.0	0	0.0	0	0.0	100.0
Part-time Permanent	0	0	0.0	0	0.0	0	0.0	0.0
Part-time Temporary	0	0	0.0	0	0.0	0	0.0	0.0
Self-employment	0	0	0.0	0	0.0	0	0.0	0.0
Casual	0	0	0.0	0	0.0	0	0.0	0.0
Contractual	1	1	100.0	0	0.0	0	0.0	100.0
Seasonal	0	0	0.0	0	0.0	0	0.0	0.0
Total - Employed	4	4	100.0%	0	0.0%	0	0.0%	100.0%

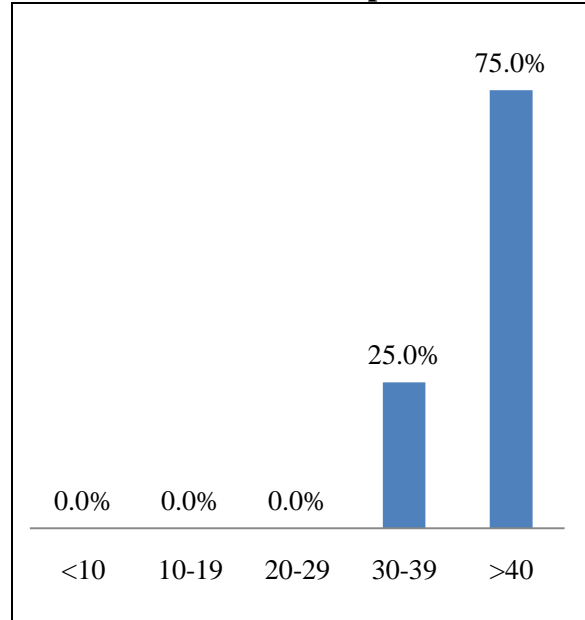
*Reason currently unemployed [n=2]		
	n	%
Cannot find suitable employment	0	0.0
Seasonal employment	0	0.0
No jobs in desired position	1	50.0
Enrolled in education/training	1	50.0
Require further training	0	0.0
Lack of experience	0	0.0
Presently unavailable to work	0	0.0
Other	0	0.0

Time to obtain training-related employment [n=5]		
	n	%
Job before graduation	1	20.0
3 months or less	3	60.0
4-6 months	0	0.0
7 or more months	0	0.0
No related job	1	20.0

Hourly wage of employment [n=2]



Number of hours worked per week [n=4]



Industry most associated with job [n=4]	
Resource Development [Mining, oil and gas]	0
Manufacturing	0
Construction	0
Transportation	0
Technology, Electronics and Communication	0
Wholesale and Retail	0
Finance, Insurance, Real Estate	0
Service	0
Media	0
Forestry, Fishery and Environment	4
Hospitality and Tourism	0
Other	0

Sample job titles

- Environmental Technician
- Research Technologist
- Principle Investigator

Employment services information [n=6]							
		Yes		No		Don't Know	
		n	%	n	%	n	%
Engaged in career planning prior to enrollment		1	16.7	5	83.3	0	0.0
Availed of career employment services at CNA	During program	6	100.0	0	0.0	0	0.0
	After graduation	0	0.0	6	100.0	0	0.0

Location of employment [n=4]				
Location	%	Province	n	%
In Province	100.0	Newfoundland and Labrador	4	100.0
Out of Province	0.0	Nova Scotia	0	0.0
		Prince Edward Island	0	0.0
		New Brunswick	0	0.0
		Quebec	0	0.0
		Ontario	0	0.0
		Manitoba	0	0.0
		Saskatchewan	0	0.0
		Alberta	0	0.0
		British Columbia	0	0.0
		Territories	0	0.0
		Outside Canada	0	0.0
Total	100.0		4	100.0

Program Information

Prior knowledge on program [n=6]		
	n	%
Very knowledgeable	1	16.7
Moderately knowledgeable	0	0.0
Somewhat knowledgeable	3	50.0
Slightly knowledgeable	1	16.7
Not at all knowledgeable	1	16.7

Reason for choosing program [n=6]		
	n	%
To be employed in this field	1	16.7
To update job skills	0	0.0
New skills for career change	1	16.7
For general interest	3	50.0
Other	1	16.7

Satisfaction ratings [n=6]							
	Overall Training		Employment Satisfaction		Quality of training		
	n	%	n	%	n	%	
Very satisfied	1	16.7	2	33.3	Excellent	2	33.3
Satisfied	5	83.3	4	66.7	Very good	1	16.7
Neutral	0	0.0	0	0.0	Good	3	50.0
Dissatisfied	0	0.0	0	0.0	Poor	0	0.0
Very dissatisfied	0	0.0	0	0.0	Very Poor	0	0.0

Recommend to others [n=6]						
	Yes		No		Don't know	
	n	%	n	%	n	%
Program	6	100.0	0	0.0	0	0.0
College of the North Atlantic	6	100.0	0	0.0	0	0.0

Further Education Summary [n=6]				
	Yes		No	
	n	%	n	%
Enrolled in further studies*	1	16.7	5	83.3
Registered as apprentice with Industrial Training Division	0	0.0	6	100.0
Further studies at CNA	0	0.0	6	100.0
Apprenticeship program with CNA	0	0.0	6	100.0
Apprenticeship program with other institution	0	0.0	6	100.0
Other post-secondary program	0	0.0	6	100.0
University program	1	16.7	5	83.3
Other program	0	0.0	6	100.0
CNA credential transferable to further studies	1	16.7	5	83.3

*Reason for taking further studies [n=1]		
	n	%
Job required further training	0	0.0
To upgrade qualifications in present field	1	100.0
Could not find employment related to training	0	0.0
Could not find ANY job	0	0.0
To enroll in an apprenticeship program	0	0.0
Other	0	0.0

Further studies - program type [n=1]		
	n	%
Certificate	0	0.0
Diploma	0	0.0
Degree	1	100.0
Trade - Entry Level	0	0.0
Apprenticeship	0	0.0
Other	0	0.0

Program: Natural Resources Technician (2 Year Diploma)

School: Tourism and Natural Resources

NOC: 2224

Campuses: Bonavista

Graduates: 7 (5 Males, 2 Females)

Respondents: 5

Response Rate: 71.4%

Employment Information

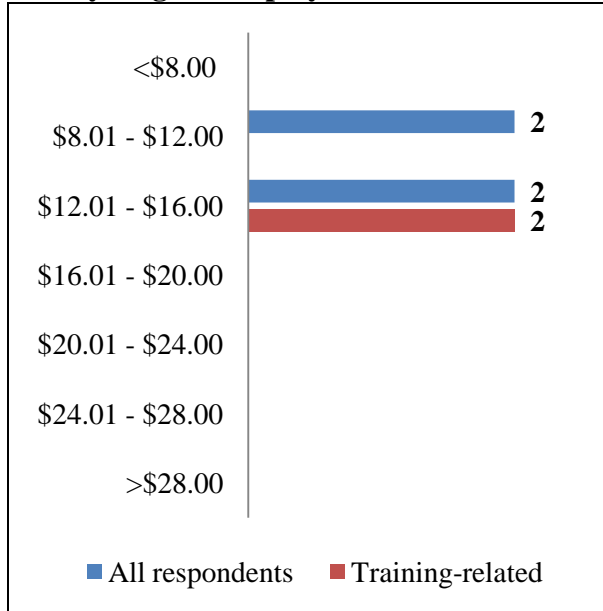
Employment summary [n=5]						
Employed	5 (100.0%)	Directly Related		3		
		Somewhat Related		0		
		Unrelated		2		
			Yes	No		
Unemployed*	0 (0.0%)	Actively looking for work		0	0	0
		Employed at some point since graduation		0	0	

Current employment status [n=5]								
	Total	Directly Related		Somewhat Related		Unrelated		Total
	n	n	%	n	%	n	%	%
Full-time Permanent	2	0	0.0	0	0.0	2	100.0	100.0
Full-time Temporary	0	0	0.0	0	0.0	0	0.0	0.0
Part-time Permanent	0	0	0.0	0	0.0	0	0.0	0.0
Part-time Temporary	0	0	0.0	0	0.0	0	0.0	0.0
Self-employment	0	0	0.0	0	0.0	0	0.0	0.0
Casual	0	0	0.0	0	0.0	0	0.0	0.0
Contractual	0	0	0.0	0	0.0	0	0.0	0.0
Seasonal	3	3	100.0	0	0.0	0	0.0	100.0
Total - Employed	5	3	60.0%	0	0.0%	2	40.0%	100.0%

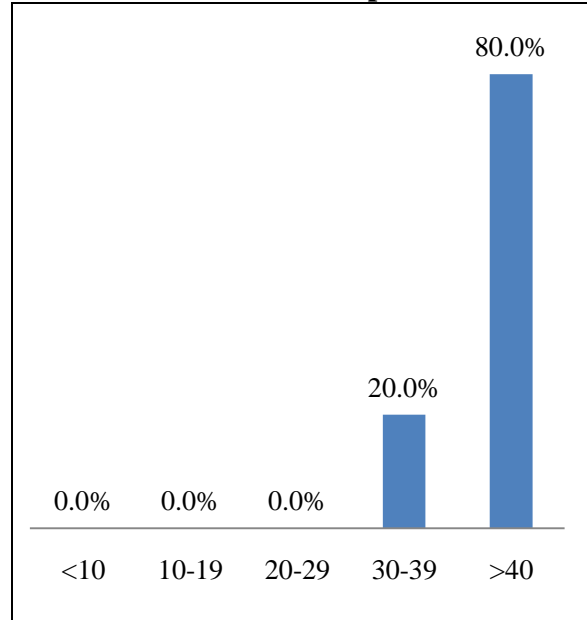
*Reason currently unemployed [n=0]		
	n	%
Cannot find suitable employment	0	0.0
Seasonal employment	0	0.0
No jobs in desired position	0	0.0
Enrolled in education/training	0	0.0
Require further training	0	0.0
Lack of experience	0	0.0
Presently unavailable to work	0	0.0
Other	0	0.0

Time to obtain training-related employment [n=5]		
	n	%
Job before graduation	1	20.0
3 months or less	2	40.0
4-6 months	0	0.0
7 or more months	0	0.0
No related job	2	40.0

Hourly wage of employment [n=4]



Number of hours worked per week [n=5]



Industry most associated with job [n=5]	
Resource Development [Mining, oil and gas]	0
Manufacturing	0
Construction	0
Transportation	0
Technology, Electronics and Communication	0
Wholesale and Retail	0
Finance, Insurance, Real Estate	0
Service	1
Media	0
Forestry, Fishery and Environment	3
Hospitality and Tourism	0
Other	1

Sample job titles

Fishery Guardian
 Natural History Interpreter

Employment services information [n=5]							
		Yes		No		Don't Know	
		n	%	n	%	n	%
Engaged in career planning prior to enrollment		1	20.0	3	60.0	1	20.0
Avalied of career employment services at CNA	During program	3	60.0	2	40.0	0	0.0
	After graduation	0	0.0	5	100.0	0	0.0

Location of employment [n=5]				
Location	%	Province	n	%
In Province	100.0	Newfoundland and Labrador	5	100.0
Out of Province	0.0	Nova Scotia	0	0.0
		Prince Edward Island	0	0.0
		New Brunswick	0	0.0
		Quebec	0	0.0
		Ontario	0	0.0
		Manitoba	0	0.0
		Saskatchewan	0	0.0
		Alberta	0	0.0
		British Columbia	0	0.0
		Territories	0	0.0
		Outside Canada	0	0.0
Total	100.0		5	100.0

Program Information

Prior knowledge on program [n=5]		
	n	%
Very knowledgeable	2	40.0
Moderately knowledgeable	0	0.0
Somewhat knowledgeable	1	20.0
Slightly knowledgeable	2	40.0
Not at all knowledgeable	0	0.0

Reason for choosing program [n=5]		
	n	%
To be employed in this field	2	40.0
To update job skills	0	0.0
New skills for career change	0	0.0
For general interest	2	40.0
Other	1	20.0

Satisfaction ratings [n=5]							
	Overall Training		Employment Satisfaction		Quality of training		
	n	%	n	%	n	%	
Very satisfied	3	60.0	3	60.0	Excellent	3	60.0
Satisfied	2	40.0	2	40.0	Very good	2	40.0
Neutral	0	0.0	0	0.0	Good	0	0.0
Dissatisfied	0	0.0	0	0.0	Poor	0	0.0
Very dissatisfied	0	0.0	0	0.0	Very Poor	0	0.0

Recommend to others [n=5]						
	Yes		No		Don't know	
	n	%	n	%	n	%
Program	5	100.0	0	0.0	0	0.0
College of the North Atlantic	5	100.0	0	0.0	0	0.0

Further Education Summary [n=5]				
	Yes		No	
	n	%	n	%
Enrolled in further studies*	1	20.0	4	80.0
Registered as apprentice with Industrial Training Division	0	0.0	5	100.0
Further studies at CNA	1	20.0	4	80.0
Apprenticeship program with CNA	0	0.0	5	100.0
Apprenticeship program with other institution	0	0.0	5	100.0
Other post-secondary program	0	0.0	5	100.0
University program	0	0.0	5	100.0
Other program	0	0.0	5	100.0
CNA credential transferable to further studies	0	0.0	5	50.0

*Reason for taking further studies [n=1]		
	n	%
Job required further training	0	0.0
To upgrade qualifications in present field	0	0.0
Could not find employment related to training	0	0.0
Could not find ANY job	0	0.0
To enroll in an apprenticeship program	0	0.0
Other	1	100.0

Further studies - program type [n=1]		
	n	%
Certificate	0	0.0
Diploma	0	0.0
Degree	0	0.0
Trade - Entry Level	0	0.0
Apprenticeship	0	0.0
Other	1	100.0

